

DAILY BULLETIN

Palarong Pambansa 2010

High School Girls' Division



Tarlac City

15 April 2010



Match: 1 **Date:** 4/12/2010 **Spectators:** 0
City: Tarlac City
Hall: TRP
Match duration: **Start:** 7:00

Teams	Sets	1	2	3	4	5	Total
NCR	2	25	25				50
CRA	0	13	20				33
Set duration							

Referees:

NCR • NCR		1	2	3	4	5	Pts
1	CERVEZA Carol Ann	■	□				13
2	CHENG Desiree		□				
3	CHENG Djanel Welch	■	□				
4	CRUZ Camille	■	■				8
5	L CRUZ Ciene	L	L				
6	DE JESUS Jorella	■					
7	ENCLONA Rica	■	■				1
8	MARZAN Patricia		■				
9	NEBRIDA Shiesa	□	■				1
10	ONG Jaye	□	■				1
11	SE Princess	□	■				4
12	TAN Alexandra	■	□				7
Coach: LEE Jerry Assistant:							

CRA • CRAA		1	2	3	4	5	Pts
2	SAMILLANO Joy Marie	■					1
3	L BUNI Frelyn	L	L				
4	LIGASON Marjorie						
5	L POLLO Rachelle						
7	RENDON Jae Anne	■	■				4
8	HUBERO Joan Kesse						
9	MALIKOL Krystel	■	■				1
10	AGNES Nida						
11	ABDULLAH Raihan	■	■				3
12	OBREGON Dina	□	■				3
14	OBREGON Karen	■	■				6
18	RUIVIVAR Patricia	■	■				2
Coach: MUYCO ranie Assistant:							

TEAMS AND PLAYERS PERFORMANCES

Won Pts	Total Atts	No Name	Scoring Skills	Won Pts	Total Atts	No Name
29	65	Total Team		12	60	Total Team
10	13	1 CERVEZA Carol Ann	Spike	5	22	14 OBREGON Karen
8	17	4 CRUZ Camille		3	11	11 ABDULLAH Raihan
3	18	Total Team	Block	0	11	Total Team
2	5	1 CERVEZA Carol Ann				
1	5	12 TAN Alexandra	Serve	8	34	Total Team
3	47	Total Team		2	8	7 RENDON Jae Anne
1	4	1 CERVEZA Carol Ann	Opp. error	2	5	18 RUIVIVAR Patricia
1	6	7 ENCLONA Rica		13		Total Team
14		Total Team	Total	33	105	Total Team
49	130	Total Team				
13	22	1 CERVEZA Carol Ann	Best Scorer	6	29	14 OBREGON Karen
Excellent	Total Atts	No Name	Non scoring Skills	Excellent	Total Atts	No Name
2	66	Total Team		0	59	Total Team
1	21	7 ENCLONA Rica	Dig			
1	3	6 DE JESUS Jorella		4	69	Total Team
2	62	Total Team	Set	3	23	12 OBREGON Dina
1	13	8 MARZAN Patricia		3	52	Total Team
0	31	Total Team	Reception	2	13	7 RENDON Jae Anne
			Success - Faults # Attempts			

■ Starting line-up Pts = Points scored [nn] = Captain
□ Substitute Atts = Attempts L = Libero
Opp = Opponent

Match: 2 **Date:** 4/12/2010 **Spectators:** 0
City: Tarlac City
Hall: TRP
Match duration: **Start:** 8:00

Teams	Sets	1	2	3	4	5	Total
CAV	1	15	25	23			63
EVR	2	25	21	25			71
Set duration							

Referees:

CAV • CAVRAA		1	2	3	4	5	Pts
1	JACOB Emily						
2	CONTILLO Ma Theresa						
3	ALCANTARA Jakie Lou	■	■	■			
4	L LEJAO Gemma	L	L	L			
5	PRADO Maria Luisa	■	■	■			2
6	MARZAN Andrea	■	■	■			10
7	POSADAS Kamille	■	■	■			7
8	MACARUBBO Lovelyn		□				2
9	ORDONEZ Kriza	■	■	■			7
10	EDER Angelica						
11	LUCAS Mary Grace	■	■	■			5
Coach: ORDONEZ Hector							
Assistant:							

EVR • EVRAA		1	2	3	4	5	Pts
2	PATOS Ivy			■			3
3	PEDROSA Shane		■	■	■		5
4	ADOLFO April	■	■	■	■		9
5	GANDAINGAN Lany				■		
7	TANTIADO Kimberly		■	■	■		2
8	L ALCOBER Kareena		■	L	■		1
9	SALERA Hannah		■	■	■		3
11	HERMIAS Regina						
12	TEVES Danikay		■	■			5
Coach: TUGONON Leo							
Assistant:							

TEAMS AND PLAYERS PERFORMANCES

Won Pts	Total Atts	No Name	Scoring Skills	Won Pts	Total Atts	No Name
15	82	Total Team		16	57	Total Team
6	29	6 MARZAN Andrea	Spike	8	22	4 ADOLFO April
4	12	9 ORDONEZ Kriza		3	18	3 PEDROSA Shane
8	27	Total Team	Block	3	19	Total Team
3	5	11 LUCAS Mary Grace		1	5	7 TANTIADO Kimberly
3	10	6 MARZAN Andrea		1	2	12 TEVES Danikay
10	63	Total Team	Serve	9	46	Total Team
3	13	9 ORDONEZ Kriza		3	5	2 PATOS Ivy
2	12	5 PRADO Maria Luisa		2	14	3 PEDROSA Shane
32		Total Team	Opp. error	18		Total Team
65	172	Total Team	Total	46	122	Total Team

10	46	6 MARZAN Andrea	Best Scorer	9	30	4 ADOLFO April
----	----	-----------------	--------------------	---	----	----------------

Excellent	Total Atts	No Name	Non scoring Skills	Excellent	Total Atts	No Name
13	189	Total Team		3	107	Total Team
4	21	8 MACARUBBO Lovelyn	Dig	2	20	4 ADOLFO April
3	34	9 ORDONEZ Kriza		1	11	8 ALCOBER Kareena
3	92	Total Team	Set	1	60	Total Team
2	71	5 PRADO Maria Luisa		1	25	2 PATOS Ivy
0	62	Total Team	Reception Success - Faults # Attempts	0	36	Total Team

■ Starting line-up Pts = Points scored [nn] = Captain
□ Substitute Atts = Attempts L = Libero
Opp = Opponent



PALARONG PAMBANSA 2010



Match: 4 **Date:** 4/12/2010 **Spectators:** 0
City: Tarlac City
Hall: Don Bosco Gym
Match duration: **Start:** 9:00

Teams	Sets	1	2	3	4	5	Total
DAV	2	25	25				50
IRA	0	23	21				44
Set duration							

Referees:

DAV • DAVRAA		1	2	3	4	5	Pts
1	FLORES Venus	■	■				9
2	SALMON Naomi						
3	ENRIQUEZ Ma. Aurora	■	■				7
4	HAMONoy Janica Van	■	■				2
5	ARRIETA Kris Michal						
6	CAGO Angeli Sofia						
7	LLANERA Luzelle			■			7
8	FORONDA Ysabel	■					3
9	TAPIC Jocemer			■			5
10 L	SARMIENTO Faye	L	L				
11	CRUZ Ma. Sarah	■	■				2
14	ANTIPUESTO Angele Mae	■					2

Coach: MAGNO Carlo
Assistant:

IRA • IRAA		1	2	3	4	5	Pts
1	QUIMSON Janine						
2	OSIO Vanessa						
3	CORPUZ Jonah Joy			■	■		2
4	YANOS Lei Anne			■	■		2
5	SAHAGUN Honey Joyce				□		
6	FLORES Girlie						
7	BALLESTEROS Clarence			■	■		
8	DE VERA Shella Mae			■	■		9
9	TORRES Marian						
10	VALERIANO Daisy			■	■		4
11	URDAS Aiko Sweet			■	■		9
12 L	REYES Lyka Mae			L	L		

Coach: ASUNCION Hiraclio
Assistant:

TEAMS AND PLAYERS PERFORMANCES

Won Pts	Total Atts	No Name	Scoring Skills	Won Pts	Total Atts	No Name
15	51	Total Team		14	52	Total Team
4	8	7 LLANERA Luzelle	Spike	6	19	8 DE VERA Shella Mae
4	12	1 FLORES Venus		3	11	11 URDAS Aiko Sweet
7	19	Total Team	Block	3	15	Total Team
2	4	11 CRUZ Ma. Sarah		2	8	11 URDAS Aiko Sweet
2	8	1 FLORES Venus		1	5	8 DE VERA Shella Mae
15	52	Total Team	Serve	9	45	Total Team
4	8	9 TAPIC Jocemer		4	12	11 URDAS Aiko Sweet
3	10	1 FLORES Venus		3	8	10 VALERIANO Daisy
15		Total Team	Opp. error	15		Total Team
52	122	Total Team	Total	41	112	Total Team

9	30	1 FLORES Venus	Best Scorer	9	32	8 DE VERA Shella Mae
---	----	----------------	--------------------	---	----	----------------------

Excellent	Total Atts	No Name	Non scoring Skills	Excellent	Total Atts	No Name
3	70	Total Team		0	74	Total Team
2	8	1 FLORES Venus	Dig			
1	8	9 TAPIC Jocemer				
0	54	Total Team	Set	0	49	Total Team
0	37	Total Team	Reception Success - Faults # Attempts	0	39	Total Team

■ Starting line-up Pts = Points scored [nn] = Captain
□ Substitute Atts = Attempts L = Libero
Opp = Opponent



Match: 5 **Date:** 4/12/2010 **Spectators:** 0
City: Tarlac City
Hall: Don Bosco Gym
Match duration: **Start:** 10:00

Teams	Sets	1	2	3	4	5	Total
BRA	1	25	22	15			62
NMR	2	14	25	25			64
Set duration							

Referees:

BRA • BRAA		1	2	3	4	5	Pts
1	SABENA Jiezel						
2	L PRADO Jovielyn	L	L	L			
3	LISTANA Princess						6
4	BIGTAS Roxane						
5	BOTIN Rose Anne						3
6	LEVINA Karen						4
7	JIMENEZ Irene						
8	BOMBUHAY Erica						
9	FORMALES Aira						
10	SANCHEZ Maria Angela						4
11	VENDIOLA Cedie						1
12	LIMBANA Anna						2

Coach: ERROL Lopo
Assistant:

NMR • NMRAA		1	2	3	4	5	Pts
3	HELORENTINO Rejean						2
4	COSTILLAS Shana Marie						10
5	L TIPDAS Coleen	L	L	L			
6	NAGAC Mae Antonette						8
7	DIGNADICE Irish						19
8	MOHAMMAD Anwarlyn						3
10	MARTE Vielka						
11	BAANG Maristel						
12	MIGALLOS Suzette						
13	DADANG Siemens						
17	LEBUMFACIL Kieth Dempol						3
18	TACULOD Razzel Jane						3

Coach: GARCIA Leo
Assistant:

TEAMS AND PLAYERS PERFORMANCES

Won Pts	Total Atts	No Name	Scoring Skills	Won Pts	Total Atts	No Name
8	53	Total Team		41	106	Total Team
5	16	3 LISTANA Princess	Spike	19	40	7 DIGNADICE Irish
1	6	11 VENDIOLA Cedie		8	21	6 NAGAC Mae Antonette
2	14	Total Team	Block	3	20	Total Team
1	1	5 BOTIN Rose Anne		1	2	3 HELORENTINO Rejean
1	9	6 LEVINA Karen	Serve	1	6	17 LEBUMFACIL Kieth Dempol
10	55	Total Team		4	63	Total Team
4	12	10 SANCHEZ Maria Angela	Opp. error	2	15	18 TACULOD Razzel Jane
2	9	6 LEVINA Karen	Total	2	11	4 COSTILLAS Shana Marie
34		Total Team		20		Total Team
54	122	Total Team		68	189	Total Team

6	25	3 LISTANA Princess	Best Scorer	19	48	7 DIGNADICE Irish
---	----	--------------------	--------------------	----	----	-------------------

Excellent	Total Atts	No Name	Non scoring Skills	Excellent	Total Atts	No Name
3	114	Total Team		4	111	Total Team
1	20	5 BOTIN Rose Anne	Dig	2	42	5 TIPDAS Coleen
1	10	2 PRADO Jovielyn		1	18	6 NAGAC Mae Antonette
0	68	Total Team	Set	1	108	Total Team
				1	98	17 LEBUMFACIL Kieth Dempol
0	48	Total Team	Reception Success - Faults # Attempts	0	55	Total Team

■ Starting line-up Pts = Points scored [nn] = Captain
□ Substitute Atts = Attempts L = Libero
Opp = Opponent

Match: 6 **Date:** 4/12/2010 **Spectators:** 0
City: Tarlac City
Hall: Don Bosco Gym
Match duration: **Start:** 11:00

Teams	Sets	1	2	3	4	5	Total
WVR	2	25	25				50
ARM	0	13	9				22
Set duration							

Referees:

WVR • WVRRAA		1	2	3	4	5	Pts
1	GALLENERO Fritz Joy	■	■				6
3	YANZON Johanna Mae		□				
6	GEQUILLANA Kassandra			■			6
7	TAN Maria Beatriz	■	□				2
8	BORRERO Jane Frances	■	■				7
9	GEQUILLANA Camille	□					
10	ESTRANERO Ma. Arielle	■					3
11 L	RASMO Patricia	L	L				
12	DUSARAN Dancel	■	■				7
14	CEBALLOS Fiola Mae			■			2
16	BANTILING Chiara Marie			□			
17	TAN Ma. Gizelle	■	■				

Coach: LOZADA Marielou
Assistant:

ARM • ARMM		1	2	3	4	5	Pts
1	JAMMAL Adzna		□	■			
2	DULAHID Nurhana						
3	ABDILLA Princess		■	■			6
4	CONDINO Lovelei		■	□			2
5 L	SULAY Sanjeda		L	L			
6	AIYUB Haipa				■		
7	SAHIPA Sherwina		■	■			
8	ZAMORA Syndie		■	□			
9	ABDILLA Rafida		■	■			1
10	JUMADIL Edwina		■	■			1
11	PAGALING Mae Alyssa						
12	TOTONG Janila						

Coach: TANGON Efren
Assistant:

TEAMS AND PLAYERS PERFORMANCES

Won Pts	Total Atts	No Name	Scoring Skills	Won Pts	Total Atts	No Name
22	44	Total Team		8	34	Total Team
6	11	1 GALLENERO Fritz Joy	Spike	5	15	3 ABDILLA Princess
5	8	12 DUSARAN Dancel		2	3	4 CONDINO Lovelei
2	13	Total Team	Block	2	13	Total Team
2	12	8 BORRERO Jane Frances		1	1	3 ABDILLA Princess
			Serve	1	3	9 ABDILLA Rafida
9	48	Total Team		0	23	Total Team
4	10	6 GEQUILLANA Kassandra	Opp. error	13		Total Team
2	11	8 BORRERO Jane Frances	Total	23	70	Total Team
16		Total Team				
49	105	Total Team				

7	30	8 BORRERO Jane Frances	Best Scorer	6	19	3 ABDILLA Princess
---	----	------------------------	--------------------	---	----	--------------------

Excellent	Total Atts	No Name	Non scoring Skills	Excellent	Total Atts	No Name
1	47	Total Team		0	55	Total Team
1	4	14 CEBALLOS Fiola Mae	Dig			
0	40	Total Team	Set	1	39	Total Team
				1	29	1 JAMMAL Adzna
0	20	Total Team	Reception Success - Faults # Attempts	0	45	Total Team

■ Starting line-up Pts = Points scored [nn] = Captain
□ Substitute Atts = Attempts L = Libero
Opp = Opponent

Match: 7 **Date:** 4/12/2010 **Spectators:** 0
City: Tarlac City
Hall: Don Bosco Gym
Match duration: **Start:** 13:00

Teams	Sets	1	2	3	4	5	Total
MIM	2	25	25				50
CAR	0	20	16				36
Set duration							

Referees:

MIM • MIMAROPA		1	2	3	4	5	Pts
1	ROMERO Reshiel						
2	L MANLAVI Merla	L	L				
3	GACOT Disha	■	■				4
4	DACUAN Clianne		■				1
5	MATEO Sunshine	■	■				3
6	DIOCAREZA Ana James	■	■				7
7	LABAN Bernadette	■	■				1
10	ALILI Sydney	■	■				
11	FONTILLO Roxanne	■	■				5
12	CLARIANES Ganilen						

Coach: RAGUIN Robert
Assistant:

CAR • CAR		1	2	3	4	5	Pts
1	GANAB Mary Flor						
2	SALAZAR Maricris	■	■				5
3	ATUBAN Cherry	■	■				2
4	DANIEL Elaine Joy	■	■				3
5	PAKELMAN Definie						
6	LABIANO Jolina						2
7	RESUSTA Jeannelle						
8	GERONIMO Loraine						1
9	L DEGAY Rochelle	L	L				
15	GATI Anamarie	■	■				4
16	ANCHETA Mary Anne	■	■				2
17	COMINGA Janine						

Coach: GABOL Ortez
Assistant:

TEAMS AND PLAYERS PERFORMANCES

Won Pts	Total Atts	No Name	Scoring Skills	Won Pts	Total Atts	No Name
11	40	Total Team		16	43	Total Team
6	14	6 DIOCAREZA Ana James	Spike	5	12	2 SALAZAR Maricris
2	6	5 MATEO Sunshine		3	9	4 DANIEL Elaine Joy
2	11	Total Team	Block	0	8	Total Team
1	4	5 MATEO Sunshine				
1	3	3 GACOT Disha	Serve	3	33	Total Team
8	44	Total Team		2	8	15 GATI Anamarie
4	10	11 FONTILLO Roxanne	Opp. error	1	4	8 GERONIMO Loraine
1	4	4 DACUAN Clianne		15		Total Team
26		Total Team	Total	34	84	Total Team
47	95	Total Team				

7	22	6 DIOCAREZA Ana James	Best Scorer	5	16	2 SALAZAR Maricris
---	----	-----------------------	--------------------	---	----	--------------------

Excellent	Total Atts	No Name	Non scoring Skills	Excellent	Total Atts	No Name
5	68	Total Team		5	63	Total Team
4	15	11 FONTILLO Roxanne	Dig	1	12	9 DEGAY Rochelle
1	6	10 ALILI Sydney		1	16	4 DANIEL Elaine Joy
1	40	Total Team	Set	3	42	Total Team
1	4	3 GACOT Disha		3	31	3 ATUBAN Cherry
0	29	Total Team	Reception Success - Faults # Attempts	0	43	Total Team

■ Starting line-up Pts = Points scored [nn] = Captain
□ Substitute Atts = Attempts L = Libero
Opp = Opponent



Match: 8 **Date:** 4/12/2010 **Spectators:** 0
City: Tarlac City
Hall: Don Bosco Gym
Match duration: **Start:** 14:00

Teams	Sets	1	2	3	4	5	Total
ZPR	2	30	16	25			71
CVI	1	28	25	23			76
Set duration							

Referees:

ZPR • ZPRAA		1	2	3	4	5	Pts
1	L AGEAS Rosemarie	L	L	L			
2	GABALA Maylyn	■	■	■			1
3	GADIANE Ginalyn	■	■	■			8
4	LAPEZ Laela	■	■	■			6
5	LAGATA Renefel	■	□	■			9
6	YUNGOT Mary Jane						
7	TORRES Paula Gail	□	■				
8	DAGANGAN Juvy				□		
9	YANONG Kathy						
10	LAURETE Aimee	■	■	■			6
11	VILLA Ailenn	■	■	■			15

Coach: MACATUAL Cirilo
Assistant:

CVI • CVIRAA		1	2	3	4	5	Pts
1	MOLINAS Danica				□		1
2	ARES Mahattma						
3	AUZA Ma. Charlita						
4	ROILES Apple				□		
6	SUCALIT Athena		■	■	■		8
7	SUCALIT Christy		■	■	■		4
8	MARQUEZ Catherine		■	■	■		6
9	MURILLO Lovelyn		■	■	■		1
10	L COLOSCOS Flora Mae	L	L				
11	SOLTONES Grethel	■	■	■			19
12	COLOSCOS Marjorie	■	■	■			13
15	NAVARRO Jannine						

Coach: RIVERA Richard
Assistant:

TEAMS AND PLAYERS PERFORMANCES

Won Pts	Total Atts	No Name	Scoring Skills	Won Pts	Total Atts	No Name
32	123	Total Team		42	123	Total Team
10	26	11 VILLA Ailenn	Spike	17	38	11 SOLTONES Grethel
7	18	3 GADIANE Ginalyn		13	32	12 COLOSCOS Marjorie
8	48	Total Team	Block	4	27	Total Team
3	12	11 VILLA Ailenn		2	4	8 MARQUEZ Catherine
3	4	5 LAGATA Renefel	Serve	1	7	7 SUCALIT Christy
5	68	Total Team		6	74	Total Team
2	14	11 VILLA Ailenn	Opp. error	2	18	8 MARQUEZ Catherine
1	12	3 GADIANE Ginalyn	Total	2	8	7 SUCALIT Christy
27		Total Team		23		Total Team
72	239	Total Team		75	224	Total Team

15	52	11 VILLA Ailenn	Best Scorer	19	58	11 SOLTONES Grethel
----	----	-----------------	--------------------	----	----	---------------------

Excellent	Total Atts	No Name	Non scoring Skills	Excellent	Total Atts	No Name
1	159	Total Team		0	166	Total Team
1	25	2 GABALA Maylyn	Dig			
2	113	Total Team	Set	0	121	Total Team
2	98	2 GABALA Maylyn				
0	75	Total Team	Reception Success - Faults # Attempts	0	63	Total Team

■ Starting line-up Pts = Points scored [nn] = Captain
□ Substitute Atts = Attempts L = Libero
Opp = Opponent

Match: 9 **Date:** 4/13/2010 **Spectators:** 0
City: Tarlac City
Hall: Don Bosco Gym
Match duration: **Start:** 15:00

Teams	Sets	1	2	3	4	5	Total
CAL	2	25	25				50
CLR	0	23	18				41
Set duration							

Referees:

CAL • CALABARZON		1	2	3	4	5	Pts
1	ESPIRANZA Maria	■	■				7
2	L CRISOSTOMO Mae	L	L				
3	MAGSUMBOL Kathlene	□	■				8
4	SINGH Jorelle	■	□				5
5	BATINGAL April						
6	MANGULABNAN Hannah						
7	SANTE Rialen	■	■				5
8	GALGANA Jessica						
9	AGNO Christine	■	■				2
10	MARANGINOT Jhoanna	□					
11	MENDIOLA Ma, Asuncion	■	■				4
12	SY Gyzelle	■	■				3
Coach:							
Assistant:							

CLR • CLRAA		1	2	3	4	5	Pts
1	ANUNCIACION Patricia		■				1
2	BERANO Czarino						
3	L PLANT Alexandra		L	L			
4	DIZON Aira Patricia						
5			□	■			2
6	PABLO Myra		■	■			10
7	SINAMBA Maniel		■	■			9
8	GALANG Victorana						
9	DEL ROSARIO Joyce		■	■			1
10	CUTIONGCO Patricia		■	■			3
11	YANDOK Alyssa Mae						
12			■	■			3
Coach: ANGGA Benjamine							
Assistant:							

TEAMS AND PLAYERS PERFORMANCES

Won Pts	Total Atts	No Name	Scoring Skills	Won Pts	Total Atts	No Name
22	65	Total Team		21	65	Total Team
5	11	3 MAGSUMBOL Kathlene	Spike	10	23	6 PABLO Myra
4	12	4 SINGH Jorelle		7	18	7 SINAMBA Maniel
6	40	Total Team	Block	4	34	Total Team
3	16	7 SANTE Rialen		2	10	5
1	2	3 MAGSUMBOL Kathlene	Serve	1	4	9 DEL ROSARIO Joyce
6	48	Total Team		4	44	Total Team
2	11	1 ESPIRANZA Maria	Opp. error	2	9	7 SINAMBA Maniel
2	6	3 MAGSUMBOL Kathlene		1	7	10 CUTIONGCO Patricia
16		Total Team	Total	15		Total Team
50	153	Total Team		44	143	Total Team

8	19	3 MAGSUMBOL Kathlene	Best Scorer	10	28	6 PABLO Myra
---	----	----------------------	--------------------	----	----	--------------

Excellent	Total Atts	No Name	Non scoring Skills	Excellent	Total Atts	No Name
0	56	Total Team	Dig	0	63	Total Team
0	46	Total Team	Set	1	54	Total Team
0	33	Total Team	Reception	1	43	9 DEL ROSARIO Joyce
			Success - Faults	0	44	Total Team
			# Attempts			

■ Starting line-up Pts = Points scored [nn] = Captain
□ Substitute Atts = Attempts L = Libero
Opp = Opponent

Match: 10 **Date:** 4/13/2010 **Spectators:** 0
City: Tarlac City
Hall: TRP
Match duration: **Start:** 7:00

Teams	Sets	1	2	3	4	5	Total
CAR	2	25	27				52
ARM	0	21	25				46
Set duration							

Referees:

CAR • CAR		1	2	3	4	5	Pts
1	GANAB Mary Flor		■				2
2	SALAZAR Maricris	■	■				9
3	ATUBAN Cherry	■	■				4
4	DANIEL Elaine Joy	■	□				7
5	PAKELMAN Definie			□			
6	LABIANO Jolina	■	■				5
7	RESUSTA Jeannelle	□					
8	GERONIMO Loraine	□	■				2
9 L	DEGAY Rochelle	L	L				
15	GATI Anamarie	■	■				2
16	ANCHETA Mary Anne	■	□				1
17	COMINGA Janine						

Coach: GABOL Ortiz
Assistant:

ARM • ARMM		1	2	3	4	5	Pts
1	JAMMAL Adzna		■	■			4
2	DULAHID Nurhana						
3	ABDILLA Princess		■	■			10
4	CONDINO Lovelei		■	■			1
5 L	SULAY Sanjeda		L	L			
6	AIYUB Haipa						
7	SAHIPA Sherwina		■	■			3
8	ZAMORA Syndie		□	□			5
9	ABDILLA Rafida		■	■			6
10	JUMADIL Edwina		■	■			5
11	PAGALING Mae Alyssa						
12	TOTONG Janila						

Coach: TANGON Efren
Assistant:

TEAMS AND PLAYERS PERFORMANCES

Won Pts	Total Atts	No Name	Scoring Skills	Won Pts	Total Atts	No Name
24	105	Total Team		23	112	Total Team
7	30	2 SALAZAR Maricris	Spike	8	44	3 ABDILLA Princess
5	16	4 DANIEL Elaine Joy		6	17	9 ABDILLA Rafida
2	35	Total Team	Block	3	33	Total Team
1	11	16 ANCHETA Mary Anne		2	8	3 ABDILLA Princess
1	9	8 GERONIMO Loraine	Serve	1	7	7 SAHIPA Sherwina
6	51	Total Team		8	48	Total Team
2	7	4 DANIEL Elaine Joy	Opp. error	4	11	1 JAMMAL Adzna
2	9	2 SALAZAR Maricris		3	10	8 ZAMORA Syndie
19		Total Team	Total	13		Total Team
51	191	Total Team		47	193	Total Team

9	39	2 SALAZAR Maricris	Best Scorer	10	61	3 ABDILLA Princess
---	----	--------------------	--------------------	----	----	--------------------

Excellent	Total Atts	No Name	Non scoring Skills	Excellent	Total Atts	No Name
1	106	Total Team		5	117	Total Team
1	6	8 GERONIMO Loraine	Dig	2	21	10 JUMADIL Edwina
0	84	Total Team		2	21	4 CONDINO Lovelei
0	44	Total Team	Set	10	105	Total Team
				10	77	1 JAMMAL Adzna
			Reception Success - Faults # Attempts	2	45	Total Team

■ Starting line-up Pts = Points scored [nn] = Captain
□ Substitute Atts = Attempts L = Libero
Opp = Opponent



Match: 11 **Date:** 4/13/2010 **Spectators:** 0
City: Tarlac City
Hall: TRP
Match duration: **Start:** 8:00

Teams	Sets	1	2	3	4	5	Total
WVR	2	25	25				50
MIM	0	13	14				27
Set duration							

Referees:

WVR • WVRRAA		1	2	3	4	5	Pts
1	GALLENERO Fritz Joy	■	■				11
3	YANZON Johanna Mae		□				1
6	GEQUILLANA Kassandra	■					1
7	TAN Maria Beatriz	■	■				8
8	BORRERO Jane Frances			■			
9	GEQUILLANA Camille	□					
10	ESTRANERO Ma. Arielle	■					2
11	L RASMO Patricia	L	L				
12	DUSARAN Dancel	■	■				3
14	CEBALLOS Fiola Mae	□	■				3
16	BANTILING Chiara Marie						
17	TAN Ma. Gizelle	■	■				2

Coach: LOZADA Marielou
Assistant:

MIM • MIMAROPA		1	2	3	4	5	Pts
1	ROMERO Reshiel						
2	L MANLAVI Merla			L	L		
3	GACOT Disha			■	■		1
4	DACUAN Cianne			■	■		1
5	MATEO Sunshine			■			
6	DIOCAREZA Ana James			■	■		4
7	LABAN Bernadette			□	■		
10	ALILI Sydney			■	■		5
11	FONTILLO Roxanne			■	■		1
12	CLARIANES Ganilen						

Coach: RAGUIN Robert
Assistant:

TEAMS AND PLAYERS PERFORMANCES

Won Pts	Total Atts	No Name	Scoring Skills	Won Pts	Total Atts	No Name
20	73	Total Team		10	76	Total Team
8	21	1 GALLENERO Fritz Joy	Spike	5	11	10 ALILI Sydney
4	11	7 TAN Maria Beatriz		3	16	6 DIOCAREZA Ana James
5	17	Total Team	Block	1	13	Total Team
2	3	1 GALLENERO Fritz Joy		1	6	6 DIOCAREZA Ana James
2	7	7 TAN Maria Beatriz	Serve	1	29	Total Team
6	46	Total Team		1	6	11 FONTILLO Roxanne
2	12	17 TAN Ma. Gizelle	Opp. error	16		Total Team
2	11	7 TAN Maria Beatriz	Total	28	118	Total Team
17		Total Team				
48	136	Total Team				

11	28	1 GALLENERO Fritz Joy	Best Scorer	5	16	10 ALILI Sydney
----	----	-----------------------	--------------------	---	----	-----------------

Excellent	Total Atts	No Name	Non scoring Skills	Excellent	Total Atts	No Name
0	59	Total Team	Dig	1	77	Total Team
				1	19	10 ALILI Sydney
1	68	Total Team	Set	3	68	Total Team
1	60	17 TAN Ma. Gizelle		3	49	11 FONTILLO Roxanne
0	29	Total Team	Reception	5	44	Total Team
			Success - Faults # Attempts	3	9	6 DIOCAREZA Ana James

■ Starting line-up Pts = Points scored [nn] = Captain
□ Substitute Atts = Attempts L = Libero
Opp = Opponent

Match: 12 **Date:** 4/13/2010 **Spectators:** 0
City: Tarlac City
Hall: Don Bosco Gym
Match duration: **Start:** 8:00

Teams	Sets	1	2	3	4	5	Total
NCR	2	25	23	25			73
CAV	1	6	25	11			42
Set duration							

Referees:

NCR • NCR		1	2	3	4	5	Pts
1	CERVEZA Carol Ann	■	□	■			13
2	CHENG Desiree		■	□			1
3	CHENG Djanel Welch	■	□	■			1
4	CRUZ Camille	■	■	■			10
5	L CRUZ Ciene	L	L	L			
6	DE JESUS Jorella	■		■			4
7	ENCLONA Rica	■		■			1
8	MARZAN Patricia		■				
9	NEBRIDA Shiesa	□	■				2
10	ONG Jaye	□	■				3
11	SE Princess	□	■				7
12	TAN Alexandra	■	□	■			11

Coach: LEE Jerry
Assistant:

CAV • CAVRAA		1	2	3	4	5	Pts
1	JACOB Emily				□		
2	CONTILLO Ma Theresa						
3	ALCANTARA Jakie Lou				■	■	
4	L LEJAO Gemma		L	L	L		
5	PRADO Maria Luisa	■	■	■			
6	MARZAN Andrea	■	■	■			13
7	POSADAS Kamille	■	■	■			5
8	MACARUBBO Lovelyn		□	■			1
9	ORDONEZ Kriza	■	■	■			3
10	EDER Angelica				□		
11	LUCAS Mary Grace	■	■	■			4

Coach: ORDONEZ Hector
Assistant:

TEAMS AND PLAYERS PERFORMANCES

Won Pts	Total Atts	No Name	Scoring Skills	Won Pts	Total Atts	No Name
41	89	Total Team		14	78	Total Team
10	14	1 CERVEZA Carol Ann	Spike	7	31	6 MARZAN Andrea
9	20	4 CRUZ Camille		3	15	7 POSADAS Kamille
3	23	Total Team	Block	2	28	Total Team
2	10	1 CERVEZA Carol Ann		2	10	7 POSADAS Kamille
1	3	11 SE Princess	Serve	10	43	Total Team
9	73	Total Team		6	10	6 MARZAN Andrea
4	24	12 TAN Alexandra	Opp. error	2	8	9 ORDONEZ Kriza
2	7	9 NEBRIDA Shiesa		17		Total Team
17		Total Team	Total	43	149	Total Team
70	185	Total Team				

13	31	1 CERVEZA Carol Ann	Best Scorer	13	51	6 MARZAN Andrea
----	----	---------------------	--------------------	----	----	-----------------

Excellent	Total Atts	No Name	Non scoring Skills	Excellent	Total Atts	No Name
1	120	Total Team		1	144	Total Team
1	10	1 CERVEZA Carol Ann	Dig	1	18	11 LUCAS Mary Grace
0	84	Total Team	Set	3	70	Total Team
0	36	Total Team	Reception	3	62	5 PRADO Maria Luisa
			Success - Faults	5	71	Total Team
			# Attempts	1	4	8 MACARUBBO Lovelyn
				4	25	7 POSADAS Kamille

■ Starting line-up Pts = Points scored [nn] = Captain
□ Substitute Atts = Attempts L = Libero
Opp = Opponent

Match: 13 **Date:** 4/13/2010 **Spectators:** 0
City: Tarlac City
Hall: Don Bosco Gym
Match duration: **Start:** 9:00

Teams	Sets	1	2	3	4	5	Total
EVR	2	25	25				50
CRA	0	18	20				38
Set duration							

Referees:

EVR • EVRAA		1	2	3	4	5	Pts
2	PATOS Ivy		■				3
3	PEDROSA Shane	■	■				7
4	ADOLFO April	■	■				14
5	GANDAINGAN Lany		■				1
7	TANTIADO Kimberly	■	■				2
8	ALCOBER Kareena	■					3
9	SALERA Hannah	■	■				2
11 L	HERMIAS Regina	L	L				
12	TEVES Danikay	■					1

Coach: TUGONON Leo
Assistant:

CRA • CRAA		1	2	3	4	5	Pts
2	SAMILLANO Joy Marie				□		
3 L	BUNI Frelyn			L	L		
4	LIGASON Marjorie			■			1
5 L	POLLO Rachelle						
7	RENDON Jae Anne			■	■		2
8	HUBERO Joan Kesse						
9	MALIKOL Krystel			■	■		1
10	AGNES Nida						
11	ABDULLAH Raihan			■	■		4
12	OBREGON Dina			■	■		3
14	OBREGON Karen			■	■		6
18	RUIVIVAR Patricia			■			2

Coach: MUYCO ranie
Assistant:

TEAMS AND PLAYERS PERFORMANCES

Won Pts	Total Atts	No Name	Scoring Skills	Won Pts	Total Atts	No Name
19	52	Total Team		15	53	Total Team
10	21	4 ADOLFO April	Spike	5	17	14 OBREGON Karen
4	8	3 PEDROSA Shane		4	15	11 ABDULLAH Raihan
1	5	Total Team	Block	2	14	Total Team
1	1	5 GANDAINGAN Lany		1	1	18 RUIVIVAR Patricia
13	47	Total Team	Serve	1	5	9 MALIKOL Krystel
4	8	4 ADOLFO April		2	38	Total Team
3	12	3 PEDROSA Shane		1	6	14 OBREGON Karen
18		Total Team	Opp. error	1	8	12 OBREGON Dina
51	104	Total Team	Total	18		Total Team
				37	105	Total Team

14	30	4 ADOLFO April	Best Scorer	6	25	14 OBREGON Karen
----	----	----------------	--------------------	---	----	------------------

Excellent	Total Atts	No Name	Non scoring Skills	Excellent	Total Atts	No Name
0	62	Total Team		1	72	Total Team
			Dig	1	10	3 BUNI Frelyn
1	55	Total Team		0	49	Total Team
1	19	8 ALCOBER Kareena	Set			
0	32	Total Team	Reception Success - Faults # Attempts	0	43	Total Team

■ Starting line-up Pts = Points scored [nn] = Captain
□ Substitute Atts = Attempts L = Libero
Opp = Opponent



PALARONG PAMBANSA 2010



Match: 14 **Date:** 4/13/2010 **Spectators:** 0
City: Tarlac City
Hall: Don Bosco Gym
Match duration: **Start:** 10:00

Teams	Sets	1	2	3	4	5	Total
ZPR	0	15	17				32
CAL	2	25	25				50
Set duration							

Referees:

ZPR • ZPRAA	1	2	3	4	5	Pts
1 L AGEAS Rosemarie	L	L				
2 GABALA Maylyn	■	■				2
3 GADIANE Ginalyn	■	■				3
4 LAPEZ Laela	■	■				1
5 LAGATA Renefel	■	□				
6 YUNGOT Mary Jane						
7 TORRES Paula Gail			■			1
8 DAGANGAN Juvy						
9 YANONG Kathy			□			
10 LAURETE Aimee	■	■				
11 VILLA Ailenn	■	■				4

Coach: MACATUAL Cirilo
Assistant:

CAL • CALABARZON	1	2	3	4	5	Pts
1 ESPIRANZA Maria	■	■				3
2 L CRISOSTOMO Mae	L	L				
3 MAGSUMBOL Kathlene	■	□				5
4 SINGH Jorelle	■					6
5 BATINGAL April			□			
6 MANGULABNAN Hannah			□			1
7 SANTE Rialen	■	■				4
8 GALGANA Jessica	■	■				1
9 AGNO Christine	□	■				4
10 MARANGINOT Jhoanna		■				2
11 MENDIOLA Ma, Asuncion	■	■				2
12 SY Gyzelle	■	■				1

Coach:
Assistant:

TEAMS AND PLAYERS PERFORMANCES

Won Pts	Total Atts	No Name	Scoring Skills	Won Pts	Total Atts	No Name
9	49	Total Team		19	53	Total Team
4	14	11 VILLA Ailenn	Spike	5	9	3 MAGSUMBOL Kathlene
3	12	3 GADIANE Ginalyn		3	5	4 SINGH Jorelle
0	18	Total Team	Block	3	17	Total Team
				1	1	9 AGNO Christine
2	31	Total Team	Serve	1	5	10 MARANGINOT Jhoanna
1	7	2 GABALA Maylyn		7	48	Total Team
1	4	7 TORRES Paula Gail	Opp. error	3	6	4 SINGH Jorelle
18		Total Team	Total	2	9	1 ESPIRANZA Maria
29	98	Total Team		22		Total Team
				51	118	Total Team

4	23	11 VILLA Ailenn	Best Scorer	6	12	4 SINGH Jorelle
---	----	-----------------	--------------------	---	----	-----------------

Excellent	Total Atts	No Name	Non scoring Skills	Excellent	Total Atts	No Name
1	72	Total Team		1	58	Total Team
1	7	3 GADIANE Ginalyn	Dig	1	8	1 ESPIRANZA Maria
0	53	Total Team	Set	1	53	Total Team
				1	31	12 SY Gyzelle
0	45	Total Team	Reception Success - Faults # Attempts	0	29	Total Team

■ Starting line-up Pts = Points scored [nn] = Captain
□ Substitute Atts = Attempts L = Libero
Opp = Opponent

Match: 15 **Date:** 4/13/2010 **Spectators:** 0
City: Tarlac City
Hall: Don Bosco Gym
Match duration: **Start:** 11:00

Teams	Sets	1	2	3	4	5	Total
CLR	2	18	25	27			70
CVI	1	25	23	25			73
Set duration							

Referees:

CLR • CLRAA		1	2	3	4	5	Pts
1	ANUNCIACION Patricia		■	■			4
2	BERANO Czarino						
3	L PLANT Alexandra	L	L	L			
4	DIZON Aira Patricia	□	□				2
5							
6	PABLO Myra	■	■	■			18
7	SINAMBA Maniel	■					1
8	GALANG Victorana	■	■	■			4
9	DEL ROSARIO Joyce	■	■	■			1
10	CUTIONGCO Patricia	■	■	■			4
11	YANDOK Alyssa Mae						
12		■	■	■			9
Coach: ANGGA Benjamine							
Assistant:							

CVI • CVIRAA		1	2	3	4	5	Pts
1	MOLINAS Danica						
2	ARES Mahattma						
3	AUZA Ma. Charlita			■	■	■	5
4	ROILES Apple						
6	SUCALIT Athena		■	■	■		12
7	L SUCALIT Christy		■	■	■		4
8	MARQUEZ Catherine		■	■	■		7
9	MURILLO Lovelyn						
10	L COLOSCOS Flora Mae		L	L	L		
11	SOLTONES Grethel		■	■	■		9
12	COLOSCOS Marjorie		■	■	■		11
15	NAVARRO Jannine						
Coach: RIVERA Richard							
Assistant:							

TEAMS AND PLAYERS PERFORMANCES

Won Pts	Total Atts	No Name	Scoring Skills	Won Pts	Total Atts	No Name
34	95	Total Team		28	89	Total Team
13	43	6 PABLO Myra	Spike	11	37	6 SUCALIT Athena
8	14	12		6	17	8 MARQUEZ Catherine
3	29	Total Team	Block	9	51	Total Team
2	9	6 PABLO Myra		3	11	11 SOLTONES Grethel
1	2	9 DEL ROSARIO Joyce	Serve	2	15	7 SUCALIT Christy
6	67	Total Team		11	73	Total Team
3	12	6 PABLO Myra	Opp. error	5	23	12 COLOSCOS Marjorie
2	10	1 ANUNCIACION Patricia	Total	4	12	3 AUZA Ma. Charlita
25		Total Team		25		Total Team
68	191	Total Team		73	213	Total Team
18	64	6 PABLO Myra	Best Scorer	12	58	6 SUCALIT Athena
Excellent	Total Atts	No Name	Non scoring Skills	Excellent	Total Atts	No Name
2	107	Total Team		4	114	Total Team
1	3	4 DIZON Aira Patricia	Dig	2	9	10 COLOSCOS Flora Mae
1	27	6 PABLO Myra		1	21	11 SOLTONES Grethel
1	95	Total Team	Set	5	86	Total Team
1	88	9 DEL ROSARIO Joyce		5	83	3 AUZA Ma. Charlita
0	63	Total Team	Reception Success - Faults # Attempts	2	62	Total Team

■ Starting line-up Pts = Points scored [nn] = Captain
□ Substitute Atts = Attempts L = Libero
Opp = Opponent

Match: 16 **Date:** 4/13/2010 **Spectators:** 0
City: Tarlac City
Hall: Don Bosco Gym
Match duration: **Start:** 13:00

Teams	Sets	1	2	3	4	5	Total
DAV	2	21	25	26			72
BRA	1	25	18	24			67
Set duration							

Referees:

DAV • DAVRAA		1	2	3	4	5	Pts
1	FLORES Venus	■	■	■			13
2	SALMON Naomi						
3	ENRIQUEZ Ma. Aurora	■	■	■			15
4	HAMONNOY Janica Van	■	■	■			1
5	ARRIETA Kris Michal						
6	CAGO Angeli Sofia						
7	LLANERA Luzelle	■	■	■			5
8	FORONDA Ysabel	■	■	■			10
9	TAPIC Jocemer						
10	L SARMIENTO Faye	L	L	L			
11	CRUZ Ma. Sarah	■			□		1
14	ANTIPUESTO Angele Mae	□	■	■			6
Coach: MAGNO Carlo							
Assistant:							

BRA • BRAA		1	2	3	4	5	Pts
1	SABENA Jiezel						
2	L PRADO Jovielyn						
3	LISTANA Princess	■	■	■			11
4	BIGTAS Roxane			■	■		5
5	BOTIN Rose Anne	■	■	■			2
6	LEVINA Karen	■	■	■			12
7	L JIMENEZ Irene	L	L	L			
8	BOMBUHAY Erica	■	□				1
9	FORMALES Aira	■	■	■			6
10	SANCHEZ Maria Angela			□	□		3
11	VENDIOLA Cedie						
12	LIMBANA Anna	■	■	■			1
Coach: ERROL Lopo							
Assistant:							

TEAMS AND PLAYERS PERFORMANCES

Won Pts	Total Atts	No Name	Scoring Skills	Won Pts	Total Atts	No Name
38	106	Total Team		27	97	Total Team
12	28	3 ENRIQUEZ Ma. Aurora	Spike	9	34	3 LISTANA Princess
9	18	1 FLORES Venus		7	23	6 LEVINA Karen
4	44	Total Team	Block	3	41	Total Team
2	6	3 ENRIQUEZ Ma. Aurora		2	18	6 LEVINA Karen
1	2	8 FORONDA Ysabel	Serve	1	12	3 LISTANA Princess
9	69	Total Team		11	66	Total Team
3	15	1 FLORES Venus	Opp. error	3	15	6 LEVINA Karen
3	12	7 LLANERA Luzelle		3	6	10 SANCHEZ Maria Angela
18		Total Team	Opp. error Total	30		Total Team
69	219	Total Team		71	204	Total Team
15	43	3 ENRIQUEZ Ma. Aurora	Best Scorer	12	56	6 LEVINA Karen
Excellent	Total Atts	No Name	Non scoring Skills	Excellent	Total Atts	No Name
3	129	Total Team		1	122	Total Team
1	9	14 ANTIPUESTO Angele Mae	Dig	1	21	9 FORMALES Aira
1	31	8 FORONDA Ysabel		1	100	Total Team
0	103	Total Team	Set	1	80	5 BOTIN Rose Anne
0	60	Total Team	Reception Success - Faults # Attempts	0	58	Total Team

■ Starting line-up Pts = Points scored [nn] = Captain
□ Substitute Atts = Attempts L = Libero
Opp = Opponent



PALARONG PAMBANSA 2010



Match: 17 **Date:** 4/13/2010 **Spectators:** 0
City: Tarlac City
Hall: Don Bosco Gym
Match duration: **Start:** 14:00

Teams	Sets	1	2	3	4	5	Total
NMR	2	25	25				50
IRA	0	19	19				38
Set duration							

Referees:

NMR • NMRAA		1	2	3	4	5	Pts
3	HELORENTINO Rejean	■					3
4	COSTILLAS Shana Marie	■	■				5
5 L	TIPDAS Coleen	L	L				
6	NAGAC Mae Antonette	■	■				5
7	DIGNADICE Irish	■	■				7
8	MOHAMMAD Anwarlyn			□			
10	MARTE Vielka						
11	BAANG Maristel						
12	MIGALLOS Suzette		□				
13	DADANG Siemens				■		4
17	LEBUMFACIL Kieth Dempol	■	■				6
18	TACULOD Razzel Jane	■	■				2

Coach: GARCIA Leo
Assistant:

IRA • IRAA		1	2	3	4	5	Pts
1	QUIMSON Janine						
2	OSIO Vanessa						
3	CORPUZ Jonah Joy			■	■		4
4	YANOS Lei Anne			■	■		
5	SAHAGUN Honey Joyce			□	■		2
6	FLORES Girlie				□		1
7	BALLESTEROS Clarence			■	■		2
8	DE VERA Shella Mae			■	■		
9	TORRES Marian						
10	VALERIANO Daisy			■			
11	URDAS Aiko Sweet			■	■		6
12 L	REYES Lyka Mae			L	L		

Coach: ASUNCION Hiraclio
Assistant:

TEAMS AND PLAYERS PERFORMANCES

Won Pts	Total Atts	No Name	Scoring Skills	Won Pts	Total Atts	No Name
16	52	Total Team		10	50	Total Team
6	19	7 DIGNADICE Irish	Spike	5	10	11 URDAS Aiko Sweet
3	4	17 LEBUMFACIL Kieth Dempol		2	10	7 BALLESTEROS Clarence
5	14	Total Team	Block	1	20	Total Team
2	4	13 DADANG Siemens		1	9	11 URDAS Aiko Sweet
2	5	4 COSTILLAS Shana Marie				
11	49	Total Team	Serve	4	39	Total Team
3	12	17 LEBUMFACIL Kieth Dempol		2	5	5 SAHAGUN Honey Joyce
3	7	6 NAGAC Mae Antonette		2	10	3 CORPUZ Jonah Joy
18		Total Team	Opp. error	24		Total Team
50	115	Total Team	Total	39	109	Total Team

7	26	7 DIGNADICE Irish	Best Scorer	6	25	11 URDAS Aiko Sweet
---	----	-------------------	--------------------	---	----	---------------------

Excellent	Total Atts	No Name	Non scoring Skills	Excellent	Total Atts	No Name
0	39	Total Team		0	55	Total Team
			Dig			
0	44	Total Team		0	29	Total Team
			Set			
0	34	Total Team	Reception Success - Faults # Attempts	1	39	Total Team

■ Starting line-up Pts = Points scored [nn] = Captain
□ Substitute Atts = Attempts L = Libero
Opp = Opponent

Match: 18 **Date:** 4/13/2010 **Spectators:** 0
City: Tarlac City
Hall: Don Bosco Gym
Match duration: **Start:** 15:00

Teams	Sets	1	2	3	4	5	Total
CAL	2	25	25				50
CRG	0	7	14				21
Set duration							

Referees:

CAL • CALABARZON							1	2	3	4	5	Pts
1	ESPIRANZA Maria						■					1
2	L CRISOSTOMO Mae		L	L								1
3	MAGSUMBOL Kathlene						■					6
4	SINGH Jorelle						■					4
5	BATINGAL April					□						
6	MANGULABNAN Hannah							■				3
7	SANTE Rialen						■					2
8	GALGANA Jessica								■			3
9	AGNO Christine								■			2
10	MARANGINOT Jhoanna								■			3
11	MENDIOLA Ma, Asuncion						■	■				5
12	SY Gyzelle						■	■				4
Coach:												
Assistant:												

CRG • CARAGA							1	2	3	4	5	Pts
1	HINGPIT Janisa											
2	DAGANTE Kristin Joy											
3	DULTRA Sharmane											
4	GALAGAR Mary Cris											
5	REBOSURA Angela Marie						■	■				
6	PONTILLO Rena Jean						■	■				
7	PENALOSA Rubilyn						■	■				1
8	GONZAGA Janine						■	■				1
9	DEMEGILLO Pamela						■	■				3
10	ORQUIA Joanne								□			1
11	MONTERNEL Sarah Clear						■	■				2
12	L FUENTES Leanne Mariz						L	L				
Coach: LAPINIG Pepito												
Assistant:												

TEAMS AND PLAYERS PERFORMANCES

Won Pts	Total Atts	No Name	Scoring Skills	Won Pts	Total Atts	No Name
22	57	Total Team		5	48	Total Team
6	13	3 MAGSUMBOL Kathlene	Spike	2	7	9 DEMEGILLO Pamela
3	5	11 MENDIOLA Ma, Asuncion		1	18	7 PENALOSA Rubilyn
3	11	Total Team	Block	2	20	Total Team
2	7	11 MENDIOLA Ma, Asuncion		1	3	9 DEMEGILLO Pamela
1	2	10 MARANGINOT Jhoanna	Serve	1	6	11 MONTERNEL Sarah Clear
9	49	Total Team		1	23	Total Team
4	18	12 SY Gyzelle	Opp. error	1	4	11 MONTERNEL Sarah Clear
3	7	4 SINGH Jorelle				
16		Total Team	Total	15		Total Team
50	117	Total Team		23	91	Total Team
6	14	3 MAGSUMBOL Kathlene	Best Scorer	3	13	9 DEMEGILLO Pamela
Excellent	Total Atts	No Name	Non scoring Skills	Excellent	Total Atts	No Name
0	57	Total Team	Dig	0	67	Total Team
0	50	Total Team	Set	0	42	Total Team
0	19	Total Team	Reception Success - Faults # Attempts	0	46	Total Team

■ Starting line-up Pts = Points scored □ = Captain
□ Substitute Atts = Attempts L = Libero
Opp = Opponent



PALARONG PAMBANSA 2010



Match: 22 **Date:** 4/14/2010 **Spectators:** 0
City: Tarlac City
Hall: Don Bosco Gym
Match duration: **Start:** 9:00

Teams	Sets	1	2	3	4	5	Total
NCR	2	25	25				50
EVR	0	15	16				31
Set duration							

Referees:

NCR • NCR		1	2	3	4	5	Pts
1	CERVEZA Carol Ann						
2	CHENG Desiree						1
3	CHENG Djanel Welch	■	■				1
4	CRUZ Camille	■	■				11
5	L CRUZ Ciene	L	L				
6	DE JESUS Jorella						4
7	ENCLONA Rica	■	■				
8	MARZAN Patricia						
9	NEBRIDA Shiesa	■	■				3
10	ONG Jaye	■	■				7
11	SE Princess	■	■				8
12	TAN Alexandra						2

Coach: LEE Jerry
Assistant:

EVR • EVRAA		1	2	3	4	5	Pts
2	PATOS Ivy						
3	PEDROSA Shane	■	■				1
4	ADOLFO April	■	■				6
5	GANDAINGAN Lany	■	■				
7	TANTIADO Kimberly	■	■				1
8	ALCOBER Kareena	■	■				
9	SALERA Hannah	■	■				2
11	L HERMIAS Regina	L	L				
12	TEVES Danikay	■	■				

Coach: TUGONON Leo
Assistant:

TEAMS AND PLAYERS PERFORMANCES

Won Pts	Total Atts	No Name
24	54	Total Team
6	11	10 ONG Jaye
5	15	4 CRUZ Camille
5	13	Total Team
4	8	4 CRUZ Camille
1	1	11 SE Princess
8	52	Total Team
3	14	11 SE Princess
2	6	4 CRUZ Camille
16		Total Team
53	119	Total Team
11	29	4 CRUZ Camille

Scoring Skills
Spike
Block
Serve
Opp. error
Total

Won Pts	Total Atts	No Name
8	49	Total Team
4	18	4 ADOLFO April
2	4	9 SALERA Hannah
0	11	Total Team
2	31	Total Team
2	6	4 ADOLFO April
20		Total Team
30	91	Total Team
6	26	4 ADOLFO April

Best Scorer

Excellent	Total Atts	No Name
6	69	Total Team
3	17	7 ENCLONA Rica
2	11	5 CRUZ Ciene
4	58	Total Team
4	41	3 CHENG Djanel Welch
0	29	Total Team

Non scoring Skills
Dig
Set
Reception
Success - Faults
Attempts

Excellent	Total Atts	No Name
6	83	Total Team
3	9	11 HERMIAS Regina
2	18	3 PEDROSA Shane
2	47	Total Team
2	24	2 PATOS Ivy
2	45	Total Team
2	10	4 ADOLFO April

■ Starting line-up Pts = Points scored [nn] = Captain
□ Substitute Atts = Attempts L = Libero
Opp = Opponent



Match: 23 **Date:** 4/14/2010 **Spectators:** 0
City: Tarlac City
Hall: Don Bosco Gym
Match duration: **Start:** 10:00

Teams	Sets	1	2	3	4	5	Total
CVI	0	22	20				42
CAL	2	25	25				50
Set duration							

Referees:

CVI • CVIRAA		1	2	3	4	5	Pts
1	MOLINAS Danica	■	■				1
2	ARES Mahattma		■				1
3	AUZA Ma. Charlita	■					4
4	ROILES Apple	□					2
6	SUCALIT Athena			□			1
7	SUCALIT Christy	■	■				2
8	MARQUEZ Catherine			□			
9	MURILLO Lovelyn						
10	L COLOSCOS Flora Mae	L	L				
11	SOLTONES Grethel	■	■				2
12	COLOSCOS Marjorie	■	■				5
15	NAVARRO Jannine	■	■				5
Coach: RIVERA Richard							
Assistant:							

CAL • CALABARZON		1	2	3	4	5	Pts
1	ESPIRANZA Maria	■	■				6
2	L CRISOSTOMO Mae	L	L				1
3	MAGSUMBOL Kathlene	■	■				3
4	SINGH Jorelle	□	■				3
5	BATINGAL April	□					
6	MANGULABNAN Hannah	□					
7	SANTE Rialen	■	■				5
8	GALGANA Jessica	□					2
9	AGNO Christine	■	□				4
10	MARANGINOT Jhoanna	□	□				3
11	MENDIOLA Ma, Asuncion	■	■				4
12	SY Gyzelle	■	■				4
Coach:							
Assistant:							

TEAMS AND PLAYERS PERFORMANCES

Won Pts	Total Atts	No Name	Scoring Skills	Won Pts	Total Atts	No Name
14	56	Total Team		20	63	Total Team
4	17	12 COLOSCOS Marjorie	Spike	5	10	1 ESPIRANZA Maria
2	8	7 SUCALIT Christy		4	7	9 AGNO Christine
3	23	Total Team	Block	6	15	Total Team
2	5	15 NAVARRO Jannine		4	6	7 SANTE Rialen
1	6	12 COLOSCOS Marjorie	Serve	2	6	11 MENDIOLA Ma, Asuncion
6	43	Total Team		9	50	Total Team
4	9	3 AUZA Ma. Charlita	Opp. error	2	8	12 SY Gyzelle
1	6	2 ARES Mahattma	Total	2	4	10 MARANGINOT Jhoanna
19		Total Team		16		Total Team
42	122	Total Team		51	128	Total Team
5	29	12 COLOSCOS Marjorie	Best Scorer	6	16	1 ESPIRANZA Maria
Excellent	Total Atts	No Name	Non scoring Skills	Excellent	Total Atts	No Name
0	61	Total Team		1	54	Total Team
			Dig	1	6	3 MAGSUMBOL Kathlene
0	48	Total Team		2	54	Total Team
			Set	2	44	12 SY Gyzelle
0	38	Total Team	Reception	0	37	Total Team
			Success - Faults			
			# Attempts			

■ Starting line-up Pts = Points scored [nn] = Captain
□ Substitute Atts = Attempts L = Libero
Opp = Opponent



Match: 25 **Date:** 4/14/2010 **Spectators:** 0
City: Tarlac City
Hall: Don Bosco Gym
Match duration: **Start:** 13:00

Teams	Sets	1	2	3	4	5	Total
ARM	0	16	11				27
MIM	2	25	25				50
Set duration							

Referees:

ARM • ARMM		1	2	3	4	5	Pts
1	JAMMAL Adzna						
2	DULAHID Nurhana	■	■				
3	ABDILLA Princess			■	■		8
4	CONDINO Lovelei		□				
5	L SULAY Sanjeda		L	L			
6	AIYUB Haipa						
7	SAHIPA Sherwina	■	■				
8	ZAMORA Syndie						
9	ABDILLA Rafida	■	■				3
10	JUMADIL Edwina	■	■				1
11	PAGALING Mae Alyssa	■	■				
12	TOTONG Janila						
Coach: TANGON Efren							
Assistant:							

MIM • MIMAROPA		1	2	3	4	5	Pts
1	ROMERO Reshiel				□		
2	L MANLAVI Merla		L				
3	GACOT Disha	■	■				1
4	DACUAN Clianne			■			6
5	MATEO Sunshine	■	■	■			3
6	DIOCAREZA Ana James	■	■				9
7	LABAN Bernadette	■					
10	ALILI Sydney	■	■				1
11	FONTILLO Roxanne	■	■				3
12	CLARIANES Ganilen			□			1
Coach: RAGUIN Robert							
Assistant:							

TEAMS AND PLAYERS PERFORMANCES

Won Pts	Total Atts	No Name
9	48	Total Team
5	20	3 ABDILLA Princess
3	9	9 ABDILLA Rafida
2	11	Total Team
2	5	3 ABDILLA Princess
1	26	Total Team
1	4	3 ABDILLA Princess
13		Total Team
25	85	Total Team

8	29	3 ABDILLA Princess
---	----	--------------------

Excellent	Total Atts	No Name
6	80	Total Team
2	14	9 ABDILLA Rafida
2	18	10 JUMADIL Edwina
1	49	Total Team
1	41	2 DULAHID Nurhana
0	40	Total Team

Scoring Skills
Spike
Block
Serve
Opp. error
Total

Best Scorer

Non scoring Skills
Dig
Set
Reception
Success - Faults
Attempts

Won Pts	Total Atts	No Name
16	51	Total Team
8	20	6 DIOCAREZA Ana James
3	4	4 DACUAN Clianne
3	8	Total Team
1	1	5 MATEO Sunshine
1	1	12 CLARIANES Ganilen
5	48	Total Team
3	6	4 DACUAN Clianne
1	14	5 MATEO Sunshine
25		Total Team
49	107	Total Team

9	26	6 DIOCAREZA Ana James
---	----	-----------------------

Excellent	Total Atts	No Name
1	69	Total Team
1	2	2 MANLAVI Merla
1	50	Total Team
1	45	11 FONTILLO Roxanne
0	19	Total Team

■ Starting line-up Pts = Points scored [nn] = Captain
□ Substitute Atts = Attempts L = Libero
Opp = Opponent

Match: 26 **Date:** 4/14/2010 **Spectators:** 0
City: Tarlac City
Hall: Don Bosco Gym
Match duration: **Start:** 14:00

Teams	Sets	1	2	3	4	5	Total
WVR	2	25	25				50
CAR	0	6	16				22
Set duration							

Referees:

WVR • WVRRAA		1	2	3	4	5	Pts
1	GALLENERO Fritz Joy	■					4
3	YANZON Johanna Mae	□	■				
6	GEQUILLANA Kassandra			■			3
7	TAN Maria Beatriz	■					4
8	BORRERO Jane Frances	■	■				8
9	GEQUILLANA Camille			■			2
10	ESTRANERO Ma. Arielle	■					3
11 L	RASMO Patricia	L	L				
12	DUSARAN Dancel	■					3
14	CEBALLOS Fiola Mae			■			3
16	BANTILING Chiara Marie	□	■				3
17	TAN Ma. Gizelle	■					2
Coach: LOZADA Marielou							
Assistant:							

CAR • CAR		1	2	3	4	5	Pts
1	GANAB Mary Flor				□		
2	SALAZAR Maricris		■				2
3	ATUBAN Cherry	■	■				4
4	DANIEL Elaine Joy	■	■				1
5	PAKELMAN Definie						
6	LABIANO Jolina	■	■				1
7	RESUSTA Jeannelle						
8	GERONIMO Loraine	■	□				
9 L	DEGAY Rochelle	L	L				
15	GATI Anamarie	■	■				2
16	ANCHETA Mary Anne	■	■				1
17	COMINGA Janine						
Coach: GABOL Ortiz							
Assistant:							

TEAMS AND PLAYERS PERFORMANCES

Won Pts	Total Atts	No Name
25	63	Total Team
6	13	8 BORRERO Jane Frances
3	5	1 GALLENERO Fritz Joy
6	25	Total Team
2	6	7 TAN Maria Beatriz
2	15	8 BORRERO Jane Frances
4	49	Total Team
2	14	17 TAN Ma. Gizelle
1	8	16 BANTILING Chiara Marie
15		Total Team
50	137	Total Team

8	35	8 BORRERO Jane Frances
---	----	------------------------

Excellent	Total Atts	No Name
0	56	Total Team
0	64	Total Team
0	22	Total Team

Scoring Skills
Spike
Block
Serve
Opp. error
Total

Best Scorer

Non scoring Skills
Dig
Set
Reception Success - Faults # Attempts

Won Pts	Total Atts	No Name
6	58	Total Team
2	8	2 SALAZAR Maricris
1	11	4 DANIEL Elaine Joy
2	24	Total Team
1	1	15 GATI Anamarie
1	7	6 LABIANO Jolina
3	23	Total Team
3	11	3 ATUBAN Cherry
11		Total Team
22	105	Total Team

4	23	3 ATUBAN Cherry
---	----	-----------------

Excellent	Total Atts	No Name
0	58	Total Team
0	48	Total Team
0	42	Total Team

■ Starting line-up Pts = Points scored [nn] = Captain
□ Substitute Atts = Attempts L = Libero
Opp = Opponent



Match: 27 **Date:** 4/15/2010 **Spectators:** 0
City: Tarlac City
Hall: Don Bosco Gym
Match duration: **Start:** 8:00

Teams	Sets	1	2	3	4	5	Total
CLR	2	25	6	25			56
ZPR	1	22	25	10			57
Set duration							

Referees:

CLR • CLRAA		1	2	3	4	5	Pts
1	ANUNCIACION Patricia	■	■	■			2
2	BERANO Czarino						
3	L PLANT Alexandra	L	L	L			
4	DIZON Aira Patricia						
5		■	■	■			7
6	PABLO Myra	■	■	■			12
7	SINAMBA Maniel						
8	GALANG Victorana						
9	DEL ROSARIO Joyce	■	■	■			2
10	CUTIONGCO Patricia	■	■	■			8
11	YANDOK Alyssa Mae			□			
12		■	■	■			4
Coach: ANGGA Benjamine							
Assistant:							

ZPR • ZPRAA		1	2	3	4	5	Pts
1	L AGEAS Rosemarie			L	L	L	
2	GABALA Maylyn	■	■	■			4
3	GADIANE Ginalyn	■	■	■			7
4	LAPEZ Laela	■	■	■			3
5	LAGATA Renefel	■		□			
6	YUNGOT Mary Jane						
7	TORRES Paula Gail	□	■	■			4
8	DAGANGAN Juvy						
9	YANONG Kathy						
10	LAURETE Aimee	■	■	■			9
11	VILLA Ailenn	■	■	■			9
Coach: MACATUAL Cirilo							
Assistant:							

TEAMS AND PLAYERS PERFORMANCES

Won Pts	Total Atts	No Name
21	87	Total Team
12	31	6 PABLO Myra
6	22	5
11	44	Total Team
5	15	10 CUTIONGCO Patricia
3	10	12
3	55	Total Team
2	16	9 DEL ROSARIO Joyce
1	6	12
21		Total Team
56	186	Total Team

12	39	6 PABLO Myra
----	----	--------------

Excellent	Total Atts	No Name
2	99	Total Team
1	19	6 PABLO Myra
1	24	3 PLANT Alexandra
0	83	Total Team
0	54	Total Team

Scoring Skills
Spike
Block
Serve
Opp. error
Total

Best Scorer

Non scoring Skills
Dig
Set
Reception
Success - Faults
Attempts

Won Pts	Total Atts	No Name
21	92	Total Team
6	17	11 VILLA Ailenn
5	22	3 GADIANE Ginalyn
3	37	Total Team
3	13	10 LAURETE Aimee
12	56	Total Team
4	13	2 GABALA Maylyn
3	8	11 VILLA Ailenn
19		Total Team
55	185	Total Team

9	39	10 LAURETE Aimee
---	----	------------------

Excellent	Total Atts	No Name
5	102	Total Team
3	20	11 VILLA Ailenn
1	15	10 LAURETE Aimee
7	77	Total Team
7	64	2 GABALA Maylyn
0	52	Total Team

■ Starting line-up Pts = Points scored [nn] = Captain
□ Substitute Atts = Attempts L = Libero
Opp = Opponent



Match: 29 **Date:** 4/15/2010 **Spectators:** 0
City: Tarlac
Hall: Don Bosco Gym
Match duration: **Start:** 11:00

Teams	Sets	1	2	3	4	5	Total
NCR	2	25	25				50
DAV	0	11	17				28
Set duration							

Referees:

NCR • NCR		1	2	3	4	5	Pts
1	CERVEZA Carol Ann	■	■				12
2	CHENG Desiree		■				3
3	CHENG Djanel Welch	■	■				1
4	CRUZ Camille	■					1
5	L CRUZ Ciene	L	L				
6	DE JESUS Jorella	■					4
7	ENCLONA Rica	■	■				
8	MARZAN Patricia			□			
9	NEBRIDA Shiesa						
10	ONG Jaye						
11	SE Princess				■		2
12	TAN Alexandra	■	■				9

Coach: LEE Jerry
Assistant:

DAV • DAVRAA		1	2	3	4	5	Pts
1	FLORES Venus	■	■				2
2	SALMON Naomi						
3	ENRIQUEZ Ma. Aurora	■	■				8
4	HAMONROY Janica Van	■	■				
5	ARRIETA Kris Michal						
6	CAGO Angeli Sofia						
7	LLANERA Luzelle			□			1
8	FORONDA Ysabel	■	■				3
9	TAPIC Jocemer	■					1
10	L SARMIENTO Faye		L	L			
11	CRUZ Ma. Sarah	■	■				1
14	ANTIPUESTO Angele Mae			■			2

Coach: MAGNO Carlo
Assistant:

TEAMS AND PLAYERS PERFORMANCES

Won Pts	Total Atts	No Name
23	46	Total Team
9	18	1 CERVEZA Carol Ann
6	10	12 TAN Alexandra
4	27	Total Team
2	6	12 TAN Alexandra
2	15	1 CERVEZA Carol Ann
5	49	Total Team
1	4	1 CERVEZA Carol Ann
1	6	2 CHENG Desiree
18		Total Team
50	122	Total Team
12	37	1 CERVEZA Carol Ann

Scoring Skills
Spike
Block
Serve
Opp. error
Total

Won Pts	Total Atts	No Name
12	47	Total Team
7	22	3 ENRIQUEZ Ma. Aurora
2	9	1 FLORES Venus
2	23	Total Team
1	3	14 ANTIPUESTO Angele Mae
1	5	11 CRUZ Ma. Sarah
4	30	Total Team
2	6	8 FORONDA Ysabel
1	2	7 LLANERA Luzelle
10		Total Team
28	100	Total Team
8	34	3 ENRIQUEZ Ma. Aurora

Best Scorer

Excellent	Total Atts	No Name
0	58	Total Team
0	49	Total Team
0	23	Total Team

Non scoring Skills
Dig
Set
Reception Success - Faults # Attempts

Excellent	Total Atts	No Name
3	73	Total Team
2	10	14 ANTIPUESTO Angele Mae
1	13	8 FORONDA Ysabel
2	44	Total Team
2	36	4 HAMONROY Janica Van
0	46	Total Team

■ Starting line-up Pts = Points scored [nn] = Captain
□ Substitute Atts = Attempts L = Libero
Opp = Opponent



Match: 30 **Date:** 4/15/2010 **Spectators:** 0
City: Tarlac
Hall: Don Bosco Gym
Match duration: **Start:** 12:00

Teams	Sets	1	2	3	4	5	Total
NMR	2	25	25				50
EVR	0	20	15				35
Set duration							

Referees:

NMR • NMRAA		1	2	3	4	5	Pts
3	HELORENTINO Rejean	■					3
4	COSTILLAS Shana Marie	■	■				7
5 L	TIPDAS Coleen	L	L				
6	NAGAC Mae Antonette	■	■				2
7	DIGNADICE Irish	■	■				7
8	MOHAMMAD Anwarlyn			■			2
10	MARTE Vielka						
11	BAANG Maristel						
12	MIGALLOS Suzette						
13	DADANG Siemens						
17	LEBUMFACIL Kieth Dempo	■	■				3
18	TACULOD Razzel Jane	■	■				4
Coach: GARCIA Leo							
Assistant:							

EVR • EVRAA		1	2	3	4	5	Pts
2	PATOS Ivy						
3	PEDROSA Shane	■	■				1
4	ADOLFO April	■	■				2
5	GANDAINGAN Lany	□	□				
7	TANTIADO Kimberly	■	■				3
8	ALCOBER Kareena	■	■				1
9	SALERA Hannah	■	■				
11 L	HERMIAS Regina	L	L				
12	TEVES Danikay	■	■				1
Coach: TUGONON Leo							
Assistant:							

TEAMS AND PLAYERS PERFORMANCES

Won Pts	Total Atts	No Name
18	65	Total Team
7	24	7 DIGNADICE Irish
5	12	4 COSTILLAS Shana Marie
4	12	Total Team
2	6	3 HELORENTINO Rejean
1	2	4 COSTILLAS Shana Marie
6	48	Total Team
4	13	18 TACULOD Razzel Jane
1	9	17 LEBUMFACIL Kieth
22		Total Team
50	125	Total Team

7	25	4 COSTILLAS Shana Marie
---	----	-------------------------

Excellent	Total Atts	No Name
1	69	Total Team
1	11	6 NAGAC Mae Antonette
0	53	Total Team
0	26	Total Team

Scoring Skills
Spike
Block
Serve
Opp. error
Total

Best Scorer

Non scoring Skills
Dig
Set
Reception
Success - Faults
Attempts

Won Pts	Total Atts	No Name
3	55	Total Team
2	18	4 ADOLFO April
1	8	8 ALCOBER Kareena
1	8	Total Team
1	3	12 TEVES Danikay
4	33	Total Team
3	9	7 TANTIADO Kimberly
1	6	3 PEDROSA Shane
26		Total Team
34	96	Total Team

3	14	7 TANTIADO Kimberly
---	----	---------------------

Excellent	Total Atts	No Name
2	100	Total Team
2	18	3 PEDROSA Shane
3	53	Total Team
3	49	8 ALCOBER Kareena
0	39	Total Team

■ Starting line-up Pts = Points scored [nn] = Captain
□ Substitute Atts = Attempts L = Libero
Opp = Opponent

Match: 31 **Date:** 4/15/2010 **Spectators:** 0
City: Tarlac
Hall: Don Bosco Gym
Match duration: **Start:** 14:00

Teams	Sets	1	2	3	4	5	Total
WVR	2	25	25				50
CLR	0	21	16				37
Set duration							

Referees:

WVR • WVRAA		1	2	3	4	5	Pts
1	GALLENERO Fritz Joy	■	■				10
3	YANZON Johanna Mae						
6	GEQUILLANA Kassandra						
7	TAN Maria Beatriz	■	■				6
8	BORRERO Jane Frances	■	■				6
9	GEQUILLANA Camille						
10	ESTRANERO Ma. Arielle	■					6
11 L	RASMO Patricia	L	L				
12	DUSARAN Dancel	■	■				6
14	CEBALLOS Fiola Mae		■				2
16	BANTILING Chiara Marie						
17	TAN Ma. Gizelle	■	■				
Coach: LOZADA Marielou							
Assistant:							

CLR • CLRAA		1	2	3	4	5	Pts
1	ANUNCIACION Patricia	■	■				1
2	BERANO Czarino	■					
3 L	PLANT Alexandra	L	L				
4	DIZON Aira Patricia						
5							
6	PABLO Myra	■	■				2
7	SINAMBA Maniel	■	■				6
8	GALANG Victorana	□					
9	DEL ROSARIO Joyce	■	■				
10	CUTIONGCO Patricia	■	■				5
11	YANDOK Alyssa Mae						
12		□	■				5
Coach: ANGGA Benjamine							
Assistant:							

TEAMS AND PLAYERS PERFORMANCES

Won Pts	Total Atts	No Name
18	65	Total Team
8	18	1 GALLENERO Fritz Joy
3	9	7 TAN Maria Beatriz
6	23	Total Team
2	3	14 CEBALLOS Fiola Mae
2	7	8 BORRERO Jane Frances
12	48	Total Team
4	9	12 DUSARAN Dancel
2	9	8 BORRERO Jane Frances
12		Total Team
48	136	Total Team

10	31	1 GALLENERO Fritz Joy
----	----	-----------------------

Excellent	Total Atts	No Name
3	76	Total Team
1	6	8 BORRERO Jane Frances
1	7	17 TAN Ma. Gizelle
1	65	Total Team
1	59	17 TAN Ma. Gizelle
1	37	Total Team
1	7	12 DUSARAN Dancel

Scoring Skills
Spike
Block
Serve
Opp. error
Total

Best Scorer

Non scoring Skills
Dig
Set
Reception
Success - Faults
Attempts

Won Pts	Total Atts	No Name
13	63	Total Team
6	19	6 PABLO Myra
3	10	12
4	25	Total Team
2	6	12
2	8	10 CUTIONGCO Patricia
2	39	Total Team
2	8	10 CUTIONGCO Patricia
18		Total Team
37	127	Total Team

6	34	6 PABLO Myra
---	----	--------------

Excellent	Total Atts	No Name
0	80	Total Team
2	56	Total Team
2	45	9 DEL ROSARIO Joyce
0	44	Total Team

■ Starting line-up Pts = Points scored [nn] = Captain
□ Substitute Atts = Attempts L = Libero
Opp = Opponent

Match: 32 **Date:** 4/15/2010 **Spectators:** 0
City: Tarlac
Hall: Don Bosco Gym
Match duration: **Start:** 14:00

Teams	Sets	1	2	3	4	5	Total
CAL	2	25	26				51
MIM	0	13	24				37
Set duration							

Referees:

CAL • CALABARZON		1	2	3	4	5	Pts
1	ESPIRANZA Maria	■	□				6
2	L CRISOSTOMO Mae	L	L				
3	MAGSUMBOL Kathlene	■	□				7
4	SINGH Jorelle	■					3
5	BATINGAL April		□				
6	MANGULABNAN Hannah		■				
7	SANTE Rialen	■					6
8	GALGANA Jessica		■				4
9	AGNO Christine	□	■				3
10	MARANGINOT Jhoanna	□	■				8
11	MENDIOLA Ma, Asuncion	■	■				1
12	SY Gyzelle	■	■				2
Coach:							
Assistant:							

MIM • MIMAROPA		1	2	3	4	5	Pts
1	ROMERO Reshriel						
2	L MANLAVI Merla			L	L		
3	GACOT Disha	■	■				
4	DACUAN Clianne	■	■				3
5	MATEO Sunshine	■	■				4
6	DIOCAREZA Ana James	■	■				6
7	LABAN Bernadette	□	■				
10	ALILI Sydney	■	□				
11	FONTILLO Roxanne	■	■				4
12	CLARIANES Ganilen		□				2
Coach: RAGUIN Robert							
Assistant:							

TEAMS AND PLAYERS PERFORMANCES

Won Pts	Total Atts	No Name
27	61	Total Team
6	11	3 MAGSUMBOL Kathlene
5	8	1 ESPIRANZA Maria
6	22	Total Team
2	7	10 MARANGINOT Jhoanna
1	2	7 SANTE Rialen
7	48	Total Team
3	8	10 MARANGINOT Jhoanna
2	6	8 GALGANA Jessica
13		Total Team
53	131	Total Team

8	20	10 MARANGINOT Jhoanna
---	----	-----------------------

Excellent	Total Atts	No Name
1	68	Total Team
1	8	3 MAGSUMBOL Kathlene
0	58	Total Team
0	35	Total Team

Scoring Skills
Spike
Block
Serve
Opp. error
Total

Best Scorer

Non scoring Skills
Dig
Set
Reception
Success - Faults
Attempts

Won Pts	Total Atts	No Name
8	50	Total Team
5	18	6 DIOCAREZA Ana James
1	7	11 FONTILLO Roxanne
4	15	Total Team
1	2	4 DACUAN Clianne
1	7	6 DIOCAREZA Ana James
7	38	Total Team
3	11	11 FONTILLO Roxanne
3	9	5 MATEO Sunshine
19		Total Team
38	103	Total Team

6	28	6 DIOCAREZA Ana James
---	----	-----------------------

Excellent	Total Atts	No Name
1	82	Total Team
1	11	4 DACUAN Clianne
0	42	Total Team
0	44	Total Team

■ Starting line-up Pts = Points scored [nn] = Captain
□ Substitute Atts = Attempts L = Libero
Opp = Opponent

Match: 33 **Date:** 4/16/2010 **Spectators:** 0
City: Tarlac
Hall: Don Bosco Gym
Match duration: **Start:** 8:00

Teams	Sets	1	2	3	4	5	Total
NCR	2	25	25				50
NMR	0	15	17				32
Set duration							

Referees:

NCR • NCR		1	2	3	4	5	Pts
1	CERVEZA Carol Ann	■	■				8
2	CHENG Desiree						
3	CHENG Djanel Welch	■	■				4
4	CRUZ Camille	■	■				6
5 L	CRUZ Ciene	L	L				
6	DE JESUS Jorella	■	■				6
7	ENCLONA Rica	■	■				
8	MARZAN Patricia						
9	NEBRIDA Shiesa						
10	ONG Jaye						
11	SE Princess						
12	TAN Alexandra	■	■				8
Coach: LEE Jerry							
Assistant:							

NMR • NMRAA		1	2	3	4	5	Pts
3	HELORENTINO Rejean			■			
4	COSTILLAS Shana Marie		■	■			3
5 L	TIPDAS Coleen		L	L			
6	NAGAC Mae Antonette		■	■			3
7	DIGNADICE Irish		■	■			13
8	MOHAMMAD Anwarlyn			■			2
10	MARTE Vielka						
11	BAANG Maristel						
12	MIGALLOS Suzette				□		
13	DADANG Siemens						
17	LEBUMFACIL Kieth Dempo		■	■			
18	TACULOD Razzel Jane		■	■			2
Coach: GARCIA Leo							
Assistant:							

TEAMS AND PLAYERS PERFORMANCES

Won Pts	Total Atts	No Name
23	52	Total Team
7	10	1 CERVEZA Carol Ann
6	14	12 TAN Alexandra
3	20	Total Team
1	1	3 CHENG Djanel Welch
1	6	12 TAN Alexandra
6	49	Total Team
2	7	3 CHENG Djanel Welch
2	7	6 DE JESUS Jorella
17		Total Team
49	121	Total Team

8	26	1 CERVEZA Carol Ann
---	----	---------------------

Excellent	Total Atts	No Name
5	84	Total Team
3	26	7 ENCLONA Rica
1	12	4 CRUZ Camille
0	52	Total Team
0	31	Total Team

Scoring Skills
Spike
Block
Serve
Opp. error
Total

Best Scorer

Non scoring Skills
Dig
Set
Reception
Success - Faults
Attempts

Won Pts	Total Atts	No Name
17	60	Total Team
12	30	7 DIGNADICE Irish
2	5	8 MOHAMMAD Anwarlyn
1	29	Total Team
1	3	6 NAGAC Mae Antonette
5	32	Total Team
3	8	4 COSTILLAS Shana Marie
1	6	7 DIGNADICE Irish
8		Total Team
31	121	Total Team

13	41	7 DIGNADICE Irish
----	----	-------------------

Excellent	Total Atts	No Name
1	71	Total Team
1	7	18 TACULOD Razzel Jane
0	53	Total Team
2	51	Total Team
2	5	18 TACULOD Razzel Jane

■ Starting line-up Pts = Points scored [nn] = Captain
□ Substitute Atts = Attempts L = Libero
Opp = Opponent



Match: 34 **Date:** 4/6/2010 **Spectators:** 0
City: Tarlac
Hall: Don Bosco
Match duration: **Start:** 9:00

Teams	Sets	1	2	3	4	5	Total
WVR	2	18	26	25			69
CAL	1	25	24	15			64
Set duration							

Referees:

WVR • WVRAA		1	2	3	4	5	Pts
1	GALLENERO Fritz Joy	■	■	■			15
3	YANZON Johanna Mae						
6	GEQUILLANA Kassandra						
7	TAN Maria Beatriz	■	■	■			9
8	BORRERO Jane Frances	■	■	■			9
9	GEQUILLANA Camille						
10	ESTRANERO Ma. Arielle	■	□				1
11 L	RASMO Patricia	L	L	L			
12	DUSARAN Dancel	■	■	■			4
14	CEBALLOS Fiola Mae	□	■	■			7
16	BANTILING Chiara Marie						
17	TAN Ma. Gizelle	■	■	■			1
Coach: LOZADA Marielou							
Assistant:							

CAL • CALABARZON		1	2	3	4	5	Pts
1	ESPIRANZA Maria	■	■	■			8
2 L	CRISOSTOMO Mae	L	L	L			
3	MAGSUMBOL Kathlene	■	■	■			13
4	SINGH Jorelle	■	■	■			8
5	BATINGAL April						
6	MANGULABNAN Hannah						
7	SANTE Rialen	■	■	■			8
8	GALGANA Jessica						
9	AGNO Christine	□	□	■			1
10	MARANGINOT Jhoanna			□			
11	MENDIOLA Ma, Asuncion	■	■	□			1
12	SY Gyzelle	■	■	■			6
Coach:							
Assistant:							

TEAMS AND PLAYERS PERFORMANCES

Won Pts	Total Atts	No Name
29	99	Total Team
7	14	14 CEBALLOS Fiola Mae
7	13	8 BORRERO Jane Frances
7	51	Total Team
4	13	1 GALLENERO Fritz Joy
3	17	7 TAN Maria Beatriz
10	66	Total Team
4	15	1 GALLENERO Fritz Joy
2	11	7 TAN Maria Beatriz
18		Total Team
64	216	Total Team
15	52	1 GALLENERO Fritz Joy

Scoring Skills
Spike
Block
Serve
Opp. error
Total

Won Pts	Total Atts	No Name
32	93	Total Team
13	30	3 MAGSUMBOL Kathlene
7	22	4 SINGH Jorelle
4	42	Total Team
2	11	7 SANTE Rialen
1	8	1 ESPIRANZA Maria
9	63	Total Team
4	13	12 SY Gyzelle
2	7	7 SANTE Rialen
19		Total Team
64	198	Total Team
13	48	3 MAGSUMBOL Kathlene

Best Scorer

Excellent	Total Atts	No Name
4	115	Total Team
2	13	17 TAN Ma. Gizelle
1	33	12 DUSARAN Dancel
2	88	Total Team
2	82	17 TAN Ma. Gizelle
0	62	Total Team

Non scoring Skills
Dig
Set
Reception
Success - Faults
Attempts

Excellent	Total Atts	No Name
4	118	Total Team
2	20	1 ESPIRANZA Maria
2	20	2 CRISOSTOMO Mae
2	91	Total Team
2	75	12 SY Gyzelle
0	57	Total Team

■ Starting line-up Pts = Points scored [nn] = Captain
□ Substitute Atts = Attempts L = Libero
Opp = Opponent



MATCH RESULTS

Preliminaries (Group A)

No	Date	Teams	Set	Result per set (points)					Total Points	Time	Spectators
				1	2	3	4	5			
6	4/12/2010	WVR - ARM		25-13	25- 9				50- 22		
7	4/12/2010	MIM - CAR		25-20	25-16				50- 36		
10	4/13/2010	CAR - ARM		25-21	27-25				52- 46		
11	4/13/2010	WVR - MIM		25-13	25-14				50- 27		
25	4/14/2010	ARM - MIM		16-25	11-25				27- 50		
26	4/14/2010	WVR - CAR		25- 6	25-16				50- 22		

Preliminaries (Group B)

No	Date	Teams	Set	Result per set (points)					Total Points	Time	Spectators
				1	2	3	4	5			
1	4/12/2010	NCR - CRA		25-13	25-20				50- 33		
2	4/12/2010	CAV - EVR		15-25	25-21	23-25			63- 71		
12	4/13/2010	NCR - CAV		25- 6	23-25	25-11			73- 42		
13	4/13/2010	EVR - CRA		25-18	25-20				50- 38		
21	4/14/2010	CRA - CAV		11-25	16-25	25-23			52- 73		
22	4/14/2010	NCR - EVR		25-15	25-16				50- 31		

Preliminaries (Group C)

No	Date	Teams	Set	Result per set (points)					Total Points	Time	Spectators
				1	2	3	4	5			
3	4/12/2010	CRG - CLR		15-25	11-25				26- 50		
8	4/12/2010	ZPR - CVI		30-28	16-25	25-23			71- 76		
9	4/13/2010	CAL - CLR		25-23	25-18				50- 41		
14	4/13/2010	ZPR - CAL		15-25	17-25				32- 50		
15	4/13/2010	CLR - CVI		18-25	25-23	27-25			70- 73		
18	4/13/2010	CAL - CRG		25- 7	25-14				50- 21		
23	4/14/2010	CVI - CAL		22-25	20-25				42- 50		
24	4/14/2010	CRG - ZPR		23-25	21-25				44- 50		
27	4/15/2010	CLR - ZPR		25-22	6-25	25-10			56- 57		
28	4/15/2010	CVI - CRG		25-18	25-18				50- 36		

Preliminaries (Group D)

No	Date	Teams	Set	Result per set (points)					Total Points	Time	Spectators
				1	2	3	4	5			
4	4/12/2010	DAV - IRA		25-23	25-21				50- 44		
5	4/12/2010	BRA - NMR		25-14	22-25	15-25			62- 64		
16	4/13/2010	DAV - BRA		21-25	25-18	26-24			72- 67		
17	4/13/2010	NMR - IRA		25-19	25-19				50- 38		
19	4/14/2010	IRA - BRA		25-12	25-20				50- 32		
20	4/14/2010	DAV - NMR		17-25	19-25				36- 50		

Quarter Finals (Group B-D)

No	Date	Teams	Set	Result per set (points)					Total Points	Time	Spectators
				1	2	3	4	5			
29	4/15/2010	NCR - DAV		25-11	25-17				50- 28		
30	4/15/2010	NMR - EVR		25-20	25-15				50- 35		
33	4/16/2010	NCR - NMR		25-15	25-17				50- 32		

Quarter Finals (Group A-C)

No	Date	Teams	Set	Result per set (points)					Total Points	Time	Spectators
				1	2	3	4	5			
31	4/15/2010	WVR - CLR		25-21	25-16				50- 37		
32	4/15/2010	CAL - MIM		25-13	26-24				51- 37		
34	4/6/2010	WVR - CAL		18-25	26-24	25-15			69- 64		



**TEAM RANKING
Preliminaries (Group A)**

Rank	Code	Country	Matches				Points			Sets		
			Total	Won	Lost	Pts	Won	Lost	Ratio	Won	Lost	Ratio
1	WVR	WVR	3	3	0	6	150	71	2.113	6	0	MAX
2	MIM	MIMAROPA	3	2	1	5	127	113	1.124	4	2	2.000
3	CAR	CAR	3	1	2	4	110	146	0.753	2	4	0.500
4	ARM	ARMM	3	0	3	3	95	152	0.625	0	6	

Preliminaries (Group B)

Rank	Code	Country	Matches				Points			Sets		
			Total	Won	Lost	Pts	Won	Lost	Ratio	Won	Lost	Ratio
1	NCR	NCR	3	3	0	6	173	106	1.632	6	1	6.000
2	EVR	EVRAA	3	2	1	5	152	151	1.007	4	3	1.333
3	CAV	CAVRAA	3	1	2	4	178	196	0.908	4	5	0.800
4	CRA	CRAA	3	0	3	3	123	173	0.711	1	6	0.167

Preliminaries (Group C)

Rank	Code	Country	Matches				Points			Sets		
			Total	Won	Lost	Pts	Won	Lost	Ratio	Won	Lost	Ratio
1	CAL	CALABARZON	4	4	0	8	200	136	1.471	8	0	MAX
2	CLR	CLRAA	4	3	1	7	217	206	1.053	6	4	1.500
3	ZPR	ZPRAA	4	2	2	6	210	226	0.929	5	5	1.000
4	CVI	CVIRAA	4	1	3	5	241	227	1.062	4	6	0.667
5	CRG	CARAGA	4	0	4	4	127	200	0.635	0	8	

Preliminaries (Group D)

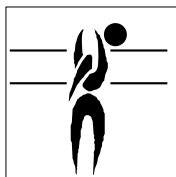
Rank	Code	Country	Matches				Points			Sets		
			Total	Won	Lost	Pts	Won	Lost	Ratio	Won	Lost	Ratio
1	NMR	NMRAA	3	3	0	6	164	136	1.206	6	1	6.000
2	DAV	DAVRAA	3	2	1	5	158	161	0.981	4	3	1.333
3	IRA	IRAA	3	1	2	4	132	132	1.000	2	4	0.500
4	BRA	BRAA	3	0	3	3	161	186	0.866	2	6	0.333

Quarter Finals (Group B-D)

Rank	Code	Country	Matches				Points			Sets		
			Total	Won	Lost	Pts	Won	Lost	Ratio	Won	Lost	Ratio
1	NCR	NCR	2	2	0	4	100	60	1.667	4	0	MAX
2	NMR	NMRAA	2	1	1	3	82	85	0.965	2	2	1.000
3	EVR	EVRAA	1	0	1	1	35	50	0.700	0	2	
4	DAV	DAVRAA	1	0	1	1	28	50	0.560	0	2	

Quarter Finals (Group A-C)

Rank	Code	Country	Matches				Points			Sets		
			Total	Won	Lost	Pts	Won	Lost	Ratio	Won	Lost	Ratio
1	WVR	WVR	2	2	0	4	119	101	1.178	4	1	4.000
2	CAL	CALABARZON	2	1	1	3	115	106	1.085	3	2	1.500
3	CLR	CLRAA	1	0	1	1	37	50	0.740	0	2	
4	MIM	MIMAROPA	1	0	1	1	37	51	0.725	0	2	



Best Scorers

Rk	No	Name	Team	Spike	Block	Serve	Total
1	6	PABLO Myra	CLR	30	3	4	37
2	11	SOLTONES Grethel	CVI	21	4	3	28
3	7	DIGNADICE Irish	NMR	25	1	0	26
3	1	CERVEZA Carol Ann	NCR	20	4	2	26
5	12	COLOSCOS Marjorie	CVI	17	2	5	24
6	4	ADOLFO April	EVR	18	0	5	23
6	6	MARZAN Andrea	CAV	13	3	7	23
8	3	ENRIQUEZ Ma. Aurora	DAV	14	4	4	22
8	1	FLORES Venus	DAV	13	3	6	22
10	6	SUCALIT Athena	CVI	18	1	1	20
11	11	VILLA Ailenn	ZPR	14	3	2	19
11	3	MAGSUMBOL Kathlene	CAL	16	1	2	19
11	7	SINAMBA Maniel	CLR	14	0	5	19
14	4	CRUZ Camille	NCR	17	0	1	18
14	12	TAN Alexandra	NCR	13	1	4	18
14	12		CLR	14	1	3	18
17	1	GALLENERO Fritz Joy	WVR	14	2	1	17
17	3	LISTANA Princess	BRA	14	1	2	17
17	10	CUTIONGCO Patricia	CLR	12	2	3	17
20	3	ABDILLA Princess	ARM	13	3	0	16
20	6	LEVINA Karen	BRA	8	3	5	16
22	11	URDAS Aiko Sweet	IRA	8	3	4	15
22	4	COSTILLAS Shana Marie	NMR	9	2	4	15
22	4	SINGH Jorelle	CAL	8	0	7	15
25	2	SALAZAR Maricris	CAR	12	0	2	14
26	8	FORONDA Ysabel	DAV	11	1	1	13
26	6	NAGAC Mae Antonette	NMR	10	0	3	13
26	8	MARQUEZ Catherine	CVI	8	3	2	13
29	14	OBREGON Karen	CRA	10	0	2	12
29	3	PEDROSA Shane	EVR	7	0	5	12
29	7	LLANERA Luzelle	DAV	6	0	6	12
29	7	POSADAS Kamille	CAV	6	4	2	12
33	6	DIOCAREZA Ana James	MIM	9	1	1	11
33	3	GADIANE Ginalyn	ZPR	10	0	1	11
33	11	SE Princess	NCR	9	1	1	11
33	11	MENDIOLA Ma, Asuncion	CAL	8	3	0	11
33	1	ESPIRANZA Maria	CAL	6	1	4	11
33	7	SANTE Rialen	CAL	5	4	2	11
39	4	DANIEL Elaine Joy	CAR	8	0	2	10
39	12	DUSARAN Dancel	WVR	7	0	3	10
39	7	TAN Maria Beatriz	WVR	6	2	2	10
39	9	ORDONEZ Kriza	CAV	5	0	5	10
43	8	DE VERA Shella Mae	IRA	6	1	2	9
43	5	LAGATA Renefel	ZPR	5	3	1	9
43	17	LEBUMFACIL Kieth Dempo	NMR	5	1	3	9
43	11	LUCAS Mary Grace	CAV	5	3	1	9
47	9	DEMEGILLO Pamela	CRG	6	1	1	8
47	14	ANTIPUESTO Angele Mae	DAV	7	0	1	8
47	7	SUCALIT Christy	CVI	3	3	2	8
47	9	AGNO Christine	CAL	7	1	0	8
Total tournament				732	115	248	1,095

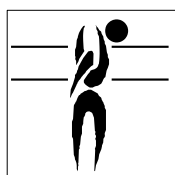




Best Spikers

Limit: 10.00%

Rk	No	Name	Team	Spikes	Faults	Shots	Total Attempts	Succ. %
1	1	CERVEZA Carol Ann	NCR	20	3	4	27	74.07
2	10	CUTIONGCO Patricia	CLR	12	4	7	23	52.17
3	3	MAGSUMBOL Kathlene	CAL	16	3	14	33	48.48
4	11	SE Princess	NCR	9	5	5	19	47.37
5	12	DUSARAN Dancel	WVR	7	1	7	15	46.67
6	7	TAN Maria Beatriz	WVR	6	4	3	13	46.15
7	4	CRUZ Camille	NCR	17	5	15	37	45.95
8	1	GALLENERO Fritz Joy	WVR	14	4	14	32	43.75
9	1	FLORES Venus	DAV	13	7	10	30	43.33
10	11	SOLTONES Grethel	CVI	21	7	21	49	42.86
Total Tournament				732	439	1,315	2,486	29.44



Best Blockers

Rk	No	Name	Team	Kill Blocks	Faults	Rebounds	Total Attempts	Avg. by set
1	1	CERVEZA Carol Ann	NCR	4	1	10	15	0.57
2	3	ENRIQUEZ Ma. Aurora	DAV	4	5	2	11	0.57
3	3	ABDILLA Princess	ARM	3	1	5	9	0.50
4	11	URDAS Aiko Sweet	IRA	3	3	11	17	0.50
5	7	POSADAS Kamille	CAV	4	4	10	18	0.50
6	11	MONTERNEL Sarah Clear	CRG	3	3	7	13	0.50
7	11	SOLTONES Grethel	CVI	4	5	8	17	0.50
8	7	SANTE Rialen	CAL	4	10	7	21	0.44
9	1	FLORES Venus	DAV	3	3	22	28	0.43
10	5	LAGATA Renefel	ZPR	3	1	2	6	0.43
Total Tournament				115	165	518	798	1.92




Best Servers

Rk	No	Name	Team	Aces	Faults	Serve Hits	Total Attempts	Avg. by set
1	10	SANCHEZ Maria Angela	BRA	7	2	9	18	0.88
2	6	MARZAN Andrea	CAV	7	4	6	17	0.88
3	1	FLORES Venus	DAV	6	1	18	25	0.86
4	2	PATOS Ivy	EVR	6	2	3	11	0.86
5	7	LLANERA Luzelle	DAV	6	3	7	16	0.86
6	11	FONTILLO Roxanne	MIM	5	2	9	16	0.83
7	4	SINGH Jorelle	CAL	7	4	7	18	0.78
8	3	PEDROSA Shane	EVR	5	3	18	26	0.71
9	4	ADOLFO April	EVR	5	2	9	16	0.71
10	6	GEQUILLANA Cassandra	WVR	4	-	7	11	0.67
Total Tournament				248	188	1,314	1,750	4.13



PALARONG PAMBANSA 2010





Best Diggers

Rk	No	Name	Team	Digs	Faults	Receptions	Total Attempts	Avg. by set
1	11	FONTILLO Roxanne	MIM	4	4	23	31	0.67
2	8	MACARUBBO Lovelyn	CAV	4	7	31	42	0.50
3	9	ORDONEZ Kriza	CAV	3	10	45	58	0.38
4	5	PRADO Maria Luisa	CAV	3	15	38	56	0.38
5	4	CONDINO Lovelei	ARM	2	4	19	25	0.33
6	10	JUMADIL Edwina	ARM	2	5	20	27	0.33
7	10	ALILI Sydney	MIM	2	7	16	25	0.33
8	5	TIPDAS Coleen	NMR	2	8	45	55	0.29
9	4	ADOLFO April	EVR	2	5	25	32	0.29
10	1	FLORES Venus	DAV	2	5	11	18	0.29
Total Tournament				66	696	2,423	3,185	1.10



Best Setters

Rk	No	Name	Team	Running Sets	Faults	Still Sets	Total Attempts	Avg. by set
1	1	JAMMAL Adzna	ARM	11	-	95	106	1.83
2	5	PRADO Maria Luisa	CAV	5	2	126	133	0.63
3	3	AUZA Ma. Charlita	CVI	5	5	73	83	0.63
4	3	ATUBAN Cherry	CAR	3	-	91	94	0.50
4	12	OBREGON Dina	CRA	3	-	36	39	0.50
6	11	FONTILLO Roxanne	MIM	3	2	77	82	0.50
7	2	GABALA Maylyn	ZPR	2	2	137	141	0.29
8	9	DEL ROSARIO Joyce	CLR	2	3	174	179	0.20
9	3	GACOT Disha	MIM	1	-	4	5	0.17
9	5	REBOSURA Angela Marie	CRG	1	-	61	62	0.17
Total Tournament				46	43	2,301	2,390	0.77



Best Receivers

Limit: 5.00%

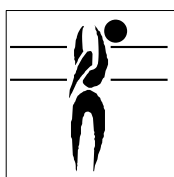
Rk	No	Name	Team	Excellents	Faults	Serve Receptions	Total Attempts	Eff. %
1	6	DIOCAREZA Ana James	MIM	3	1	9	13	15.38
2	7	POSADAS Kamilie	CAV	4	2	28	34	5.88
-	8	MARQUEZ Catherine	CVI	1	1	23	25	0.00
-	12	COLOSCOS Marjorie	CVI	1	1	16	18	0.00
-	4	CONDINO Lovelei	ARM	1	1	9	11	0.00
-	7	RENDON Jae Anne	CRA	2	2	17	21	0.00
-	4	LAPEZ Laela	ZPR	-	-	33	33	
-	9	FORMALES Aira	BRA	-	-	20	20	
-	11	RASMO Patricia	WVR	-	-	18	18	
-	3	GACOT Disha	MIM	-	-	15	15	
Total Tournament				19	190	1,373	1,582	



Best Spikers

Limit: 10.00%

Rk	Team	Spikes	Faults	Shots	Total Attempts	Succ. %
1	NCR NCR	70	25	59	154	45.45
2	CLR CLRAA	81	32	101	214	37.85
3	NMR NMRAA	57	32	69	158	36.08
4	CAL CALABARZON	63	24	88	175	36.00
5	WVR WVRRAA	42	24	51	117	35.90
6	DAV DAVRAA	53	27	77	157	33.76
7	CVI CVIRAA	70	38	104	212	33.02
8	EVR EVRAA	35	25	49	109	32.11
9	CAR CAR	40	18	90	148	27.03
10	CRA CRAA	27	24	62	113	23.89
11	ZPR ZPRAA	41	26	105	172	23.84
12	IRA IRAA	24	30	48	102	23.53
13	BRA BRAA	35	23	92	150	23.33
14	ARM ARMM	31	21	94	146	21.23
15	CAV CAVRAA	29	27	104	160	18.13
16	MIM MIMAROPA	21	25	70	116	18.10
17	CRG CARAGA	13	18	52	83	15.66
Total Tournament		732	439	1,315	2,486	29.44




Best Blockers

Rk	Team	Kill Blocks	Faults	Rebounds	Total Attempts	Avg. by set
1	CVI CVIRAA	13	18	47	78	1.63
2	DAV DAVRAA	11	9	43	63	1.57
3	CAL CALABARZON	12	18	38	68	1.33
4	CAV CAVRAA	10	10	35	55	1.25
5	WVR WVRRAA	7	3	20	30	1.17
6	NMR NMRAA	8	5	21	34	1.14
6	ZPR ZPRAA	8	12	46	66	1.14
8	CLR CLRAA	11	15	50	76	1.10
9	NCR NCR	6	9	26	41	0.86
10	ARM ARMM	5	8	33	46	0.83
11	IRA IRAA	4	9	22	35	0.67
11	CRG CARAGA	4	12	19	35	0.67
13	BRA BRAA	5	12	38	55	0.63
14	EVR EVRAA	4	2	18	24	0.57
15	MIM MIMAROPA	3	7	14	24	0.50
16	CAR CAR	2	5	36	43	0.33
16	CRA CRAA	2	11	12	25	0.33
Total Tournament		115	165	518	798	1.92



Best Servers

Rk	Team	Aces	Faults	Serve Hits	Total Attempts	Avg. by set
1	DAV DAVRAA	24	18	79	121	3.43
2	EVR EVRAA	22	14	57	93	3.14
3	BRA BRAA	21	13	87	121	2.63
4	WVR WVRRAA	15	7	72	94	2.50
4	CAV CAVRAA	20	15	71	106	2.50
6	CAL CALABARZON	22	10	113	145	2.44
7	CLR CLRAA	22	22	115	159	2.20
8	IRA IRAA	13	13	58	84	2.17
9	NMR NMRAA	15	17	80	112	2.14
10	CVI CVIRAA	17	9	121	147	2.13
11	NCR NCR	12	1	107	120	1.71
12	CRA CRAA	10	8	54	72	1.67
13	MIM MIMAROPA	9	6	58	73	1.50
13	CAR CAR	9	13	62	84	1.50
15	ARM ARMM	8	7	56	71	1.33
16	ZPR ZPRAA	7	9	83	99	1.00
17	CRG CARAGA	2	6	41	49	0.33
Total Tournament		248	188	1,314	1,750	4.13



Best Diggers

Rk	Team	Digs	Faults	Receptions	Total Attempts	Avg. by set
1	CAV CAVRAA	14	73	246	333	1.75
2	MIM MIMAROPA	6	28	111	145	1.00
2	CAR CAR	6	40	123	169	1.00
4	DAV DAVRAA	6	39	154	199	0.86
5	ARM ARMM	5	49	118	172	0.83
6	NMR NMRAA	4	28	118	150	0.57
7	CVI CVIRAA	4	50	226	280	0.50
7	BRA BRAA	4	62	170	236	0.50
7	CRG CARAGA	3	48	107	158	0.50
10	NCR NCR	3	24	159	186	0.43
10	EVR EVRAA	3	27	139	169	0.43
12	CLR CLRAA	3	58	159	220	0.30
13	ZPR ZPRAA	2	54	175	231	0.29
14	WVR WVRRAA	1	16	89	106	0.17
14	CRA CRAA	1	40	90	131	0.17
16	CAL CALABARZON	1	32	138	171	0.11
17	IRA IRAA	-	28	101	129	
Total Tournament		66	696	2,423	3,185	1.10



Best Setters

Rk	Team	Running Sets	Faults	Still Sets	Total Attempts	Avg. by set
1	ARM ARMM	11	-	133	144	1.83
2	CAV CAVRAA	6	3	153	162	0.75
3	CRA CRAA	4	2	112	118	0.67
3	MIM MIMAROPA	4	2	102	108	0.67
5	CVI CVIRAA	5	5	197	207	0.63
6	CAR CAR	3	1	122	126	0.50
7	NCR NCR	2	1	143	146	0.29
7	EVR EVRAA	2	2	111	115	0.29
7	ZPR ZPRAA	2	3	161	166	0.29
10	CLR CLRAA	2	4	200	206	0.20
11	CRG CARAGA	1	-	79	80	0.17
11	WVR WVRRAA	1	1	106	108	0.17
13	NMR NMRAA	1	5	146	152	0.14
14	BRA BRAA	1	6	161	168	0.13
15	CAL CALABARZON	1	2	146	149	0.11
16	DAV DAVRAA	-	4	153	157	
16	IRA IRAA	-	2	76	78	
Total Tournament		46	43	2,301	2,390	0.77



Best Receivers

Limit: 5.00%

Rk	Team	Excellents	Faults	Serve Receptions	Total Attempts	Eff. %
1	WVR WVRRAA	-	1	48	49	
1	CAL CALABARZON	-	4	77	81	
1	CVI CVIRAA	2	8	115	125	
1	BRA BRAA	-	7	99	106	
1	ZPR ZPRAA	-	12	108	120	
1	EVR EVRAA	-	7	61	68	
1	CLR CLRAA	-	14	120	134	
1	CAV CAVRAA	5	16	112	133	
1	NMR NMRAA	-	11	78	89	
1	DAV DAVRAA	-	13	84	97	
1	ARM ARMM	2	13	75	90	
1	MIM MIMAROPA	5	11	57	73	
1	CRA CRAA	3	15	77	95	
1	CAR CAR	-	15	72	87	
1	CRG CARAGA	1	16	73	90	
1	NCR NCR	-	12	55	67	
1	IRA IRAA	1	15	62	78	
Total Tournament		19	190	1,373	1,582	